PORTFOLIO

architect + Interior



DHANASHRI BHOSALE

ARCHITECT | INTERIOR



DHANASHRI BHOSALE

ARCHITECT | INTERIOR

I am a passionate and detail – oriented architect with a strong foundation in design, planning and execution of residential and commercial projects.

EDUCATION

2018 - 2023	**B. Architecture :** Malik Sandal Institute Of Art And Architecture, Vijayapura
2016 - 2018	**Pre University** : V.B Darbar Pu College, Vijayapura, Karnataka
2013 - 2016	**High school** : D.N Darbar Kannada Medium, Vijayapura, Karnataka
2006 - 2013	**Primary School** : V.V Sang Kannada Medium, Vijayapura, Karnataka

EXPERIENCE

2023 - PRESENT	Devapriya Infrastructure Architect Office, Bangalore
2022 - PRESENT	Internship Design Steller architect Office, Bangalore

ACHIEVEMENTS

2023	K.S.C.S.T State India **Council Competition First Place –Winning Entry**
2023	Project Name **– Affordable Housing Project For EWS People**
2022	Participated In Bamboo Workshop
2021	Documented Lakkundi Heritage
2020	Participated in conical workshop
2019	Participated in conical workshop
2018	Participated In Zonasa 2018

SOFTWARE SKILL

KEY SKILL

Digital painting, drafting , sketching ,modelling , rendering , mandala art

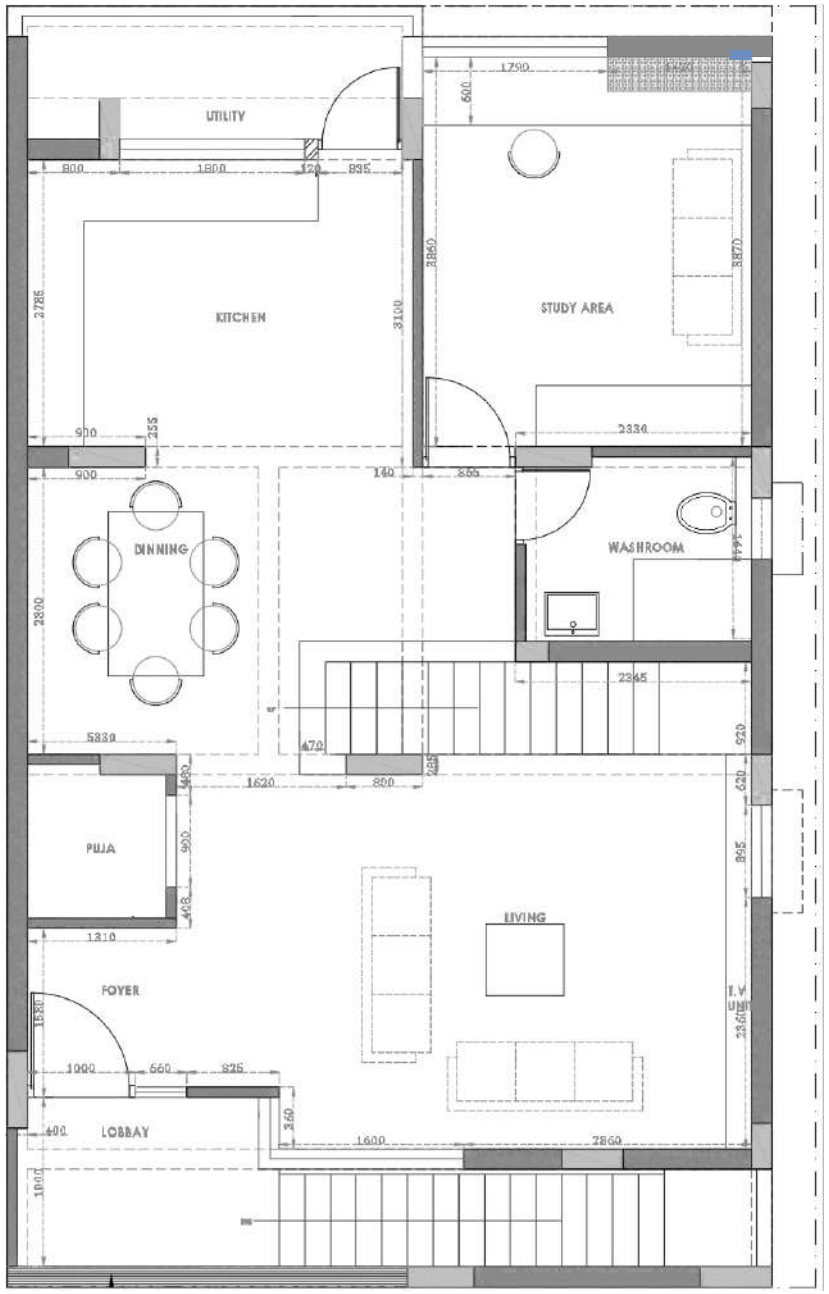

KEY PLAN

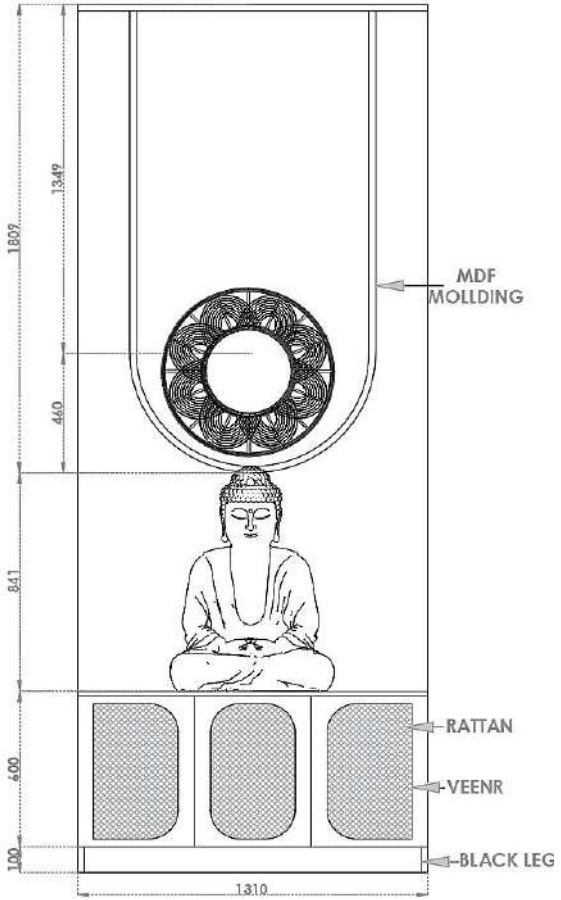

ELEVATION SWAING
CONSOLE SHUTTER

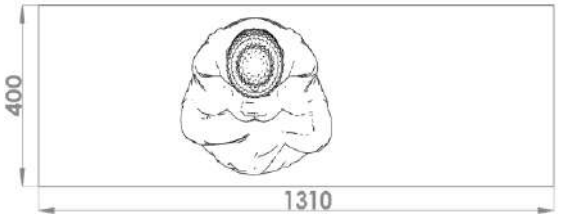

KEY PLAN FOYER



LIVINGROOM 3D

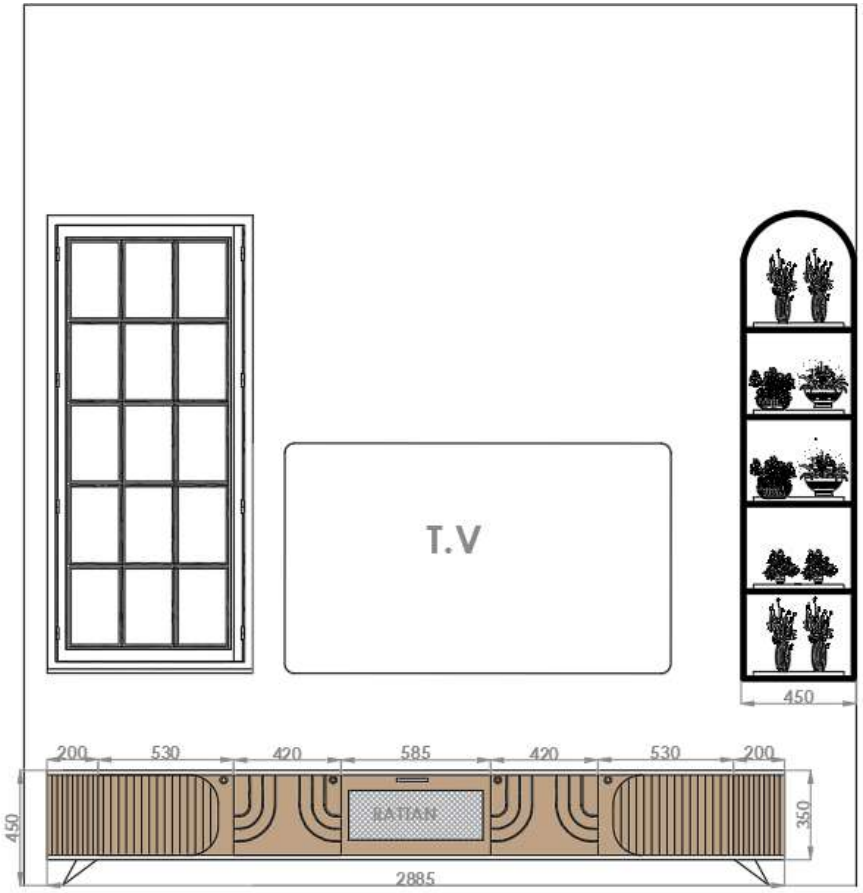

ELEVATION AA' T.V UNIT CONSOLE



INTERNAL SECTION AA' T.V UNIT CONSOLE



KEY PLAN AA'T.V UNIT CONSOLE

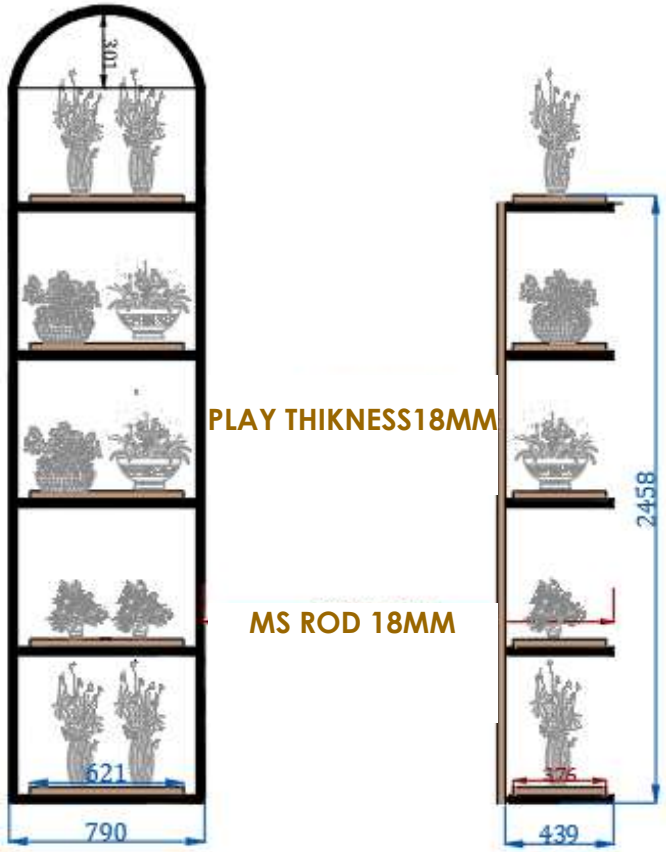



SIDE ELEVATION
BB'METAIL FRAME



PG NO -22
L12 – SPICED SANDAL WOOD
R124 (GREEN PANEL BOOK)



L14 – SDL 4003 SH G STATUARIO
MARBLE (SKYDECOR BOOK)



PG NO – 105
L15 – BERGER WALNUT 93415
NH (CENTURY BOOK)

NOTE

1. GOLD FINISH DESIGNER LEAG
2. BLACK KNOB
3. USING VENEER IN CURVE CONSOLE
4. MIDDLE SHUTTER WITH RATTAN
5. DESIGN SHUTTER
6. SIDE BLACK MENTAL 18MMD & USING BACK PANEL BERGER WALL NUT 93415 LAMINATE
7. FRAM WITH WOODEN PARTATION
8. T.V BACK PANEL – USING WALL PAPER

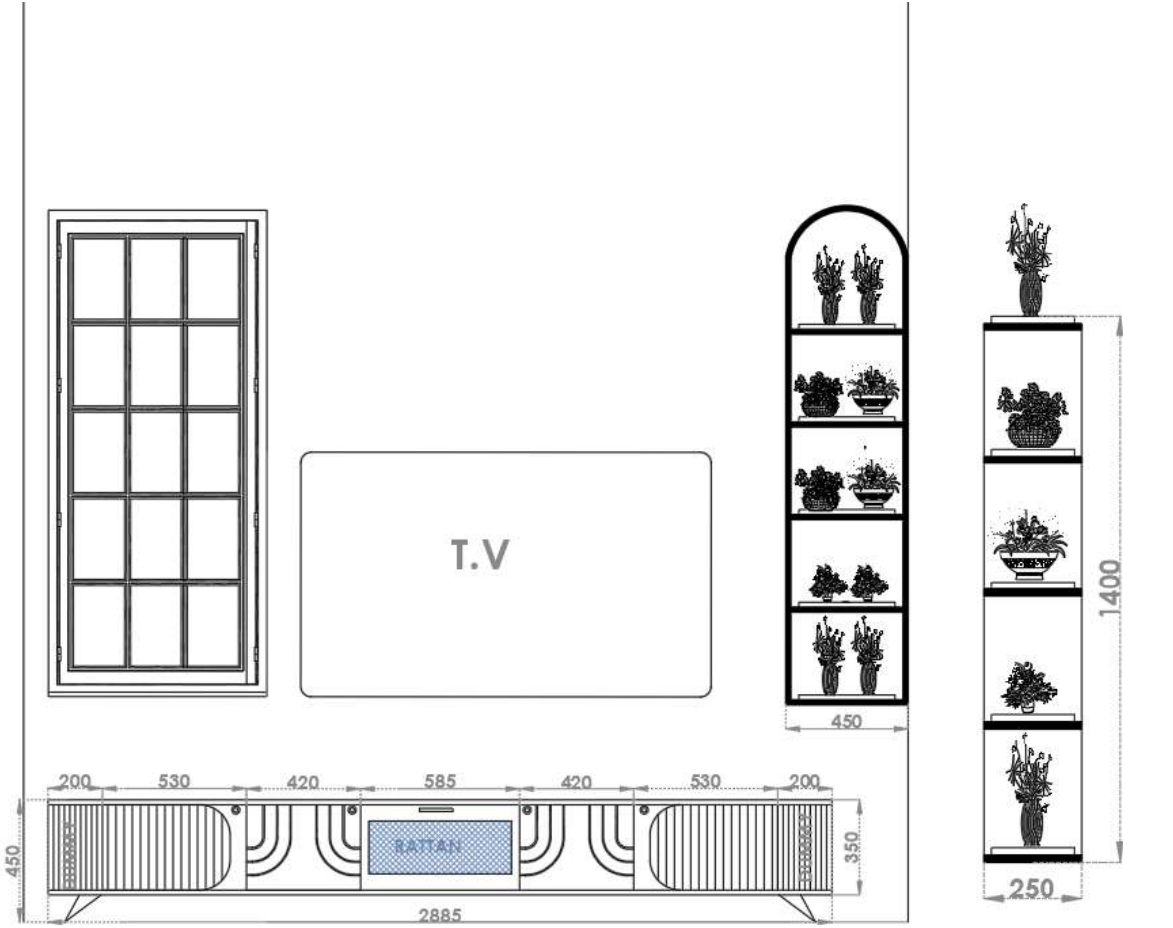

ELEVATION T.V UNIT CONSOLE SHUTTER

SIDE ELEVATION



SECTATION T.V UNIT CONSOLE SHUTTER



METAIL FRAM



T.V UNIT KEY PLAN



LIVINGROOM 3D



KITCHEN ELEVATION AA'

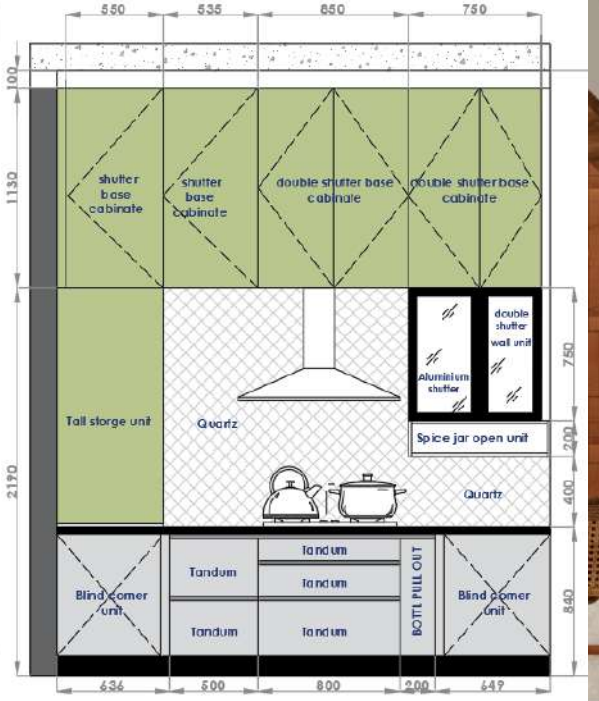

KITCHEN ELEVATION BB'

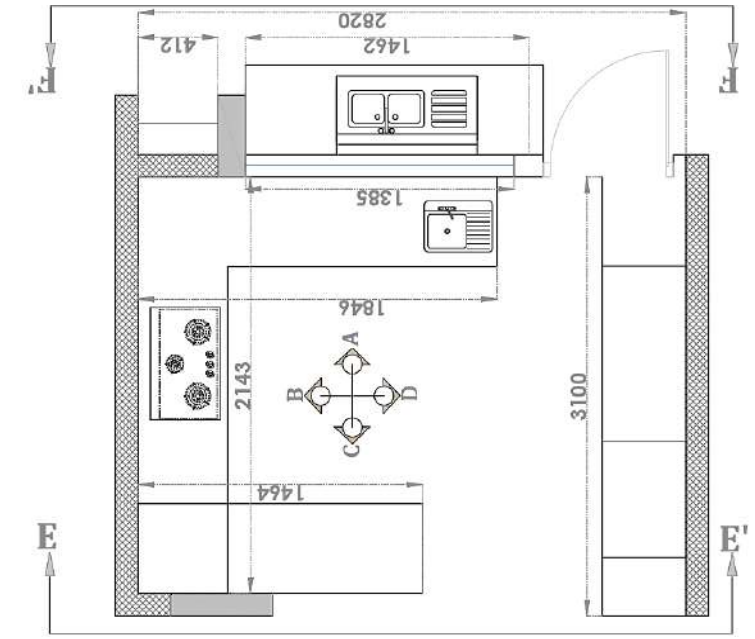

KEY PLAN

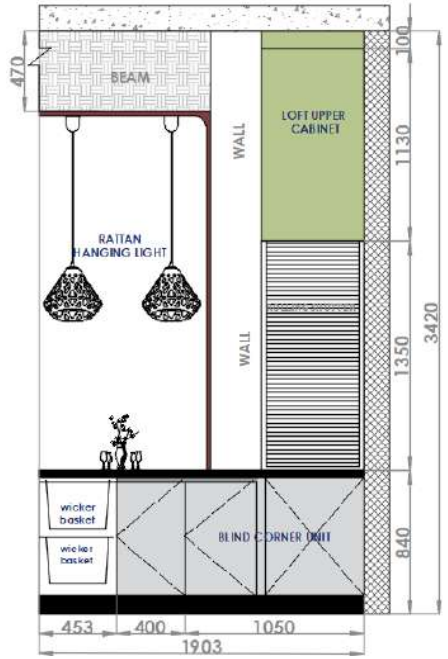

KITCHEN ELEVATION CC'



KITCHEN 3D



KITCHEN ELEVATION AA'

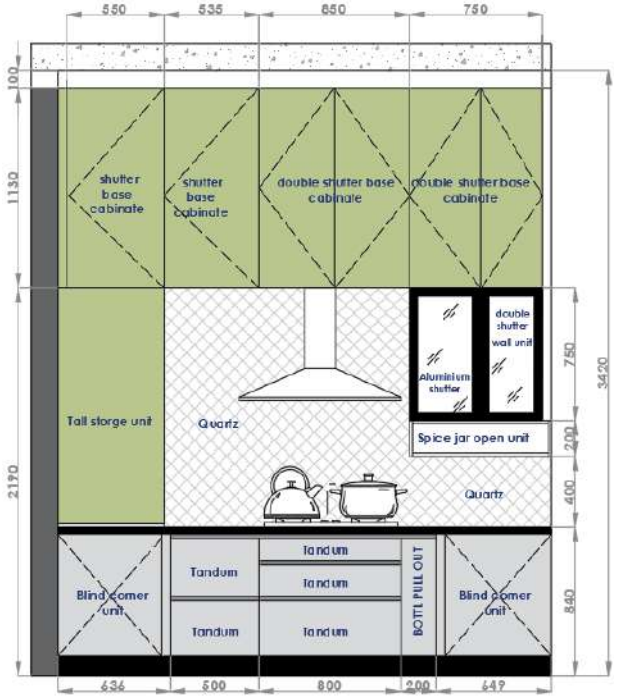

KITCHEN ELEVATION BB'

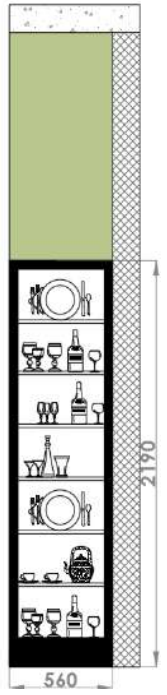

KITCHEN EE'



KITCHEN EE'

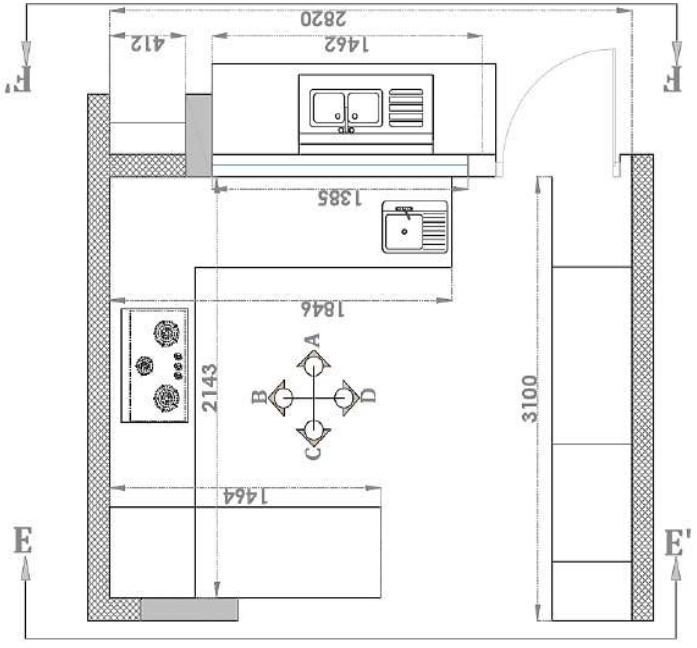

KEY PLAN

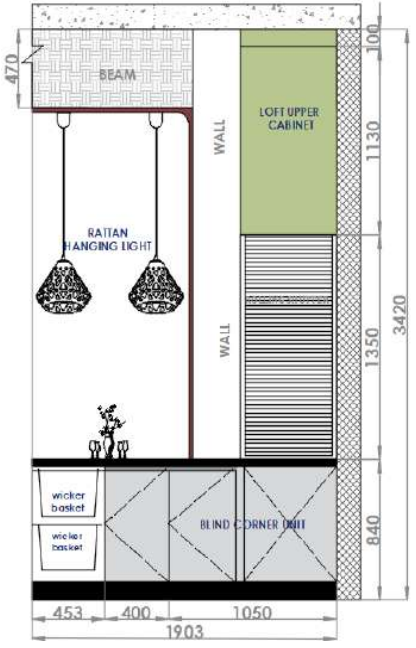

KITCHEN ELEVATION CC'



KITCHEN FF'



L6 – BLUSH GREY 234(CENTURY LAMIINATE COLOR PALATE)
EDGE BAND – SKYDECOR EDGE BAND SDE 1016



L7 – OLIVE GREEN 3271 (CENTURY LAMINATE COLORPALATE)



L8 – IWG -07 SUMMERFERN INNEX INNER LAMINATE BOOK

NOTE

1. GOLLA BLACK PROFILE KITCHEN
2. TILE USIN WALL
3. BLACK GRANITE
4. SINK SIZE 540(W)X225(H)X450(D)
5. FRIDGE SIZE CONSIDER 912(W)X
6. 1779(H)X835(D)
7. HOB 700(W)
8. CHIMNEY 700(W)
9. WALL CABINET DEPTH – 320MM
10. BLACK ALUMINUM SHUTTER WITH
11. FLUTED GLASS
12. LOFT DEPTH – 600MM

ELECTRICAL POINTS

SWITCH POINT = (H) 1100MM

HOB PLUG POINT = (H) 700MM

CHIMNEY PLUG PONIT = (H)1800MM

TALL UNIT PLUG WITH SWITCH POINT(1)=1100

FRIDGE (H)=300/1800MM



KITCHEN ELEVATION AA'

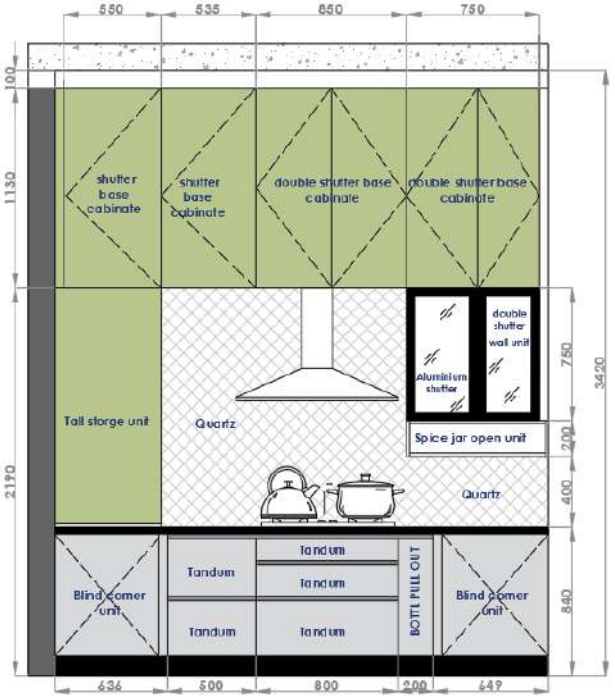

KITCHEN ELEVATION BB'

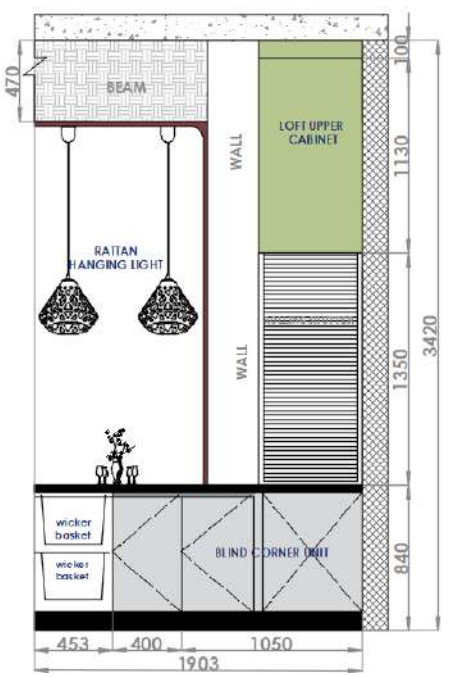

KITCHEN ELEVATION CC'

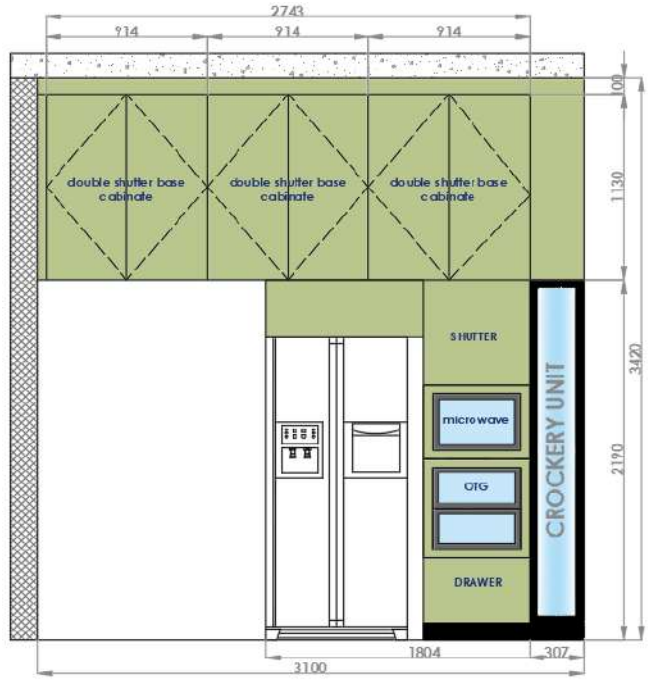

KITCHEN ELEVATION DD'

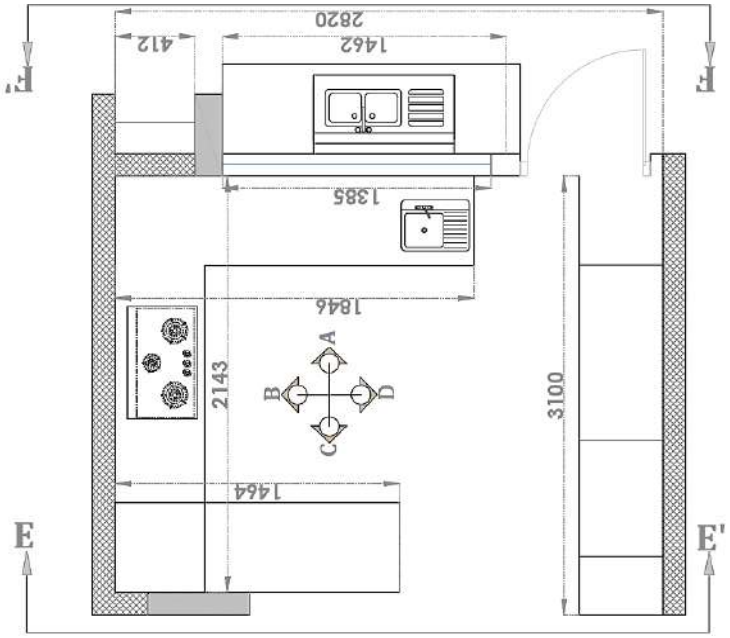

KEY PLAN



KITCHEN EE'

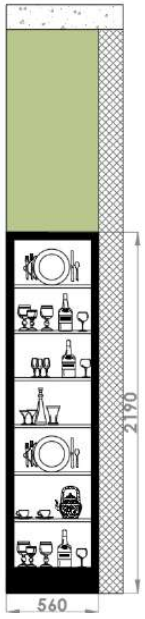

KITCHEN EE'



KITCHEN FF'



KITCHEN 3D



KITCHEN ELEVATION DD'



KITCHEN EE'

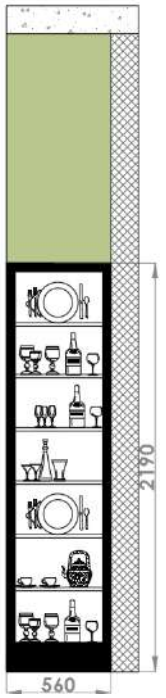

KITCHEN EE'



KITCHEN FF'





















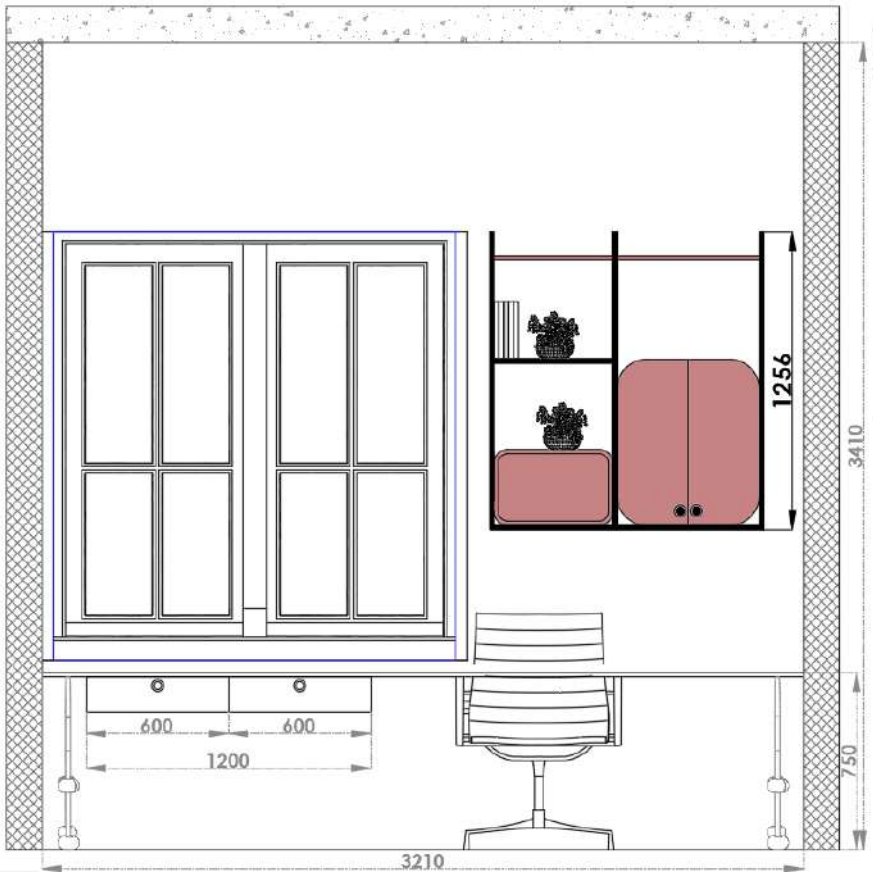

GUEST BEDROOM ELEVATION

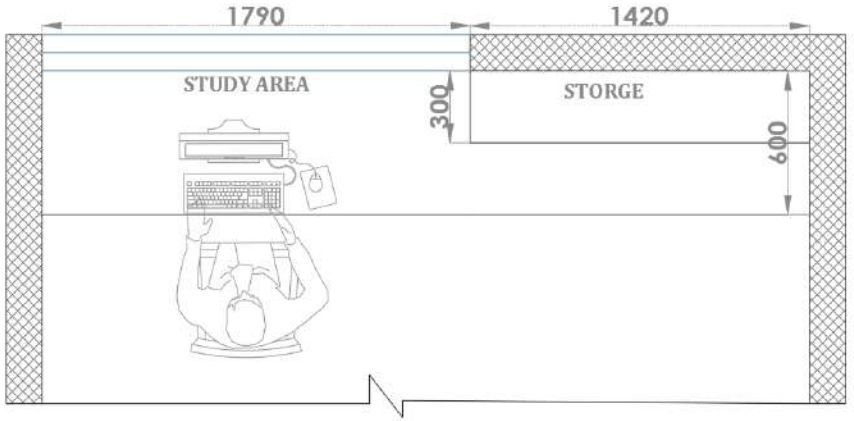

KEY PLAN

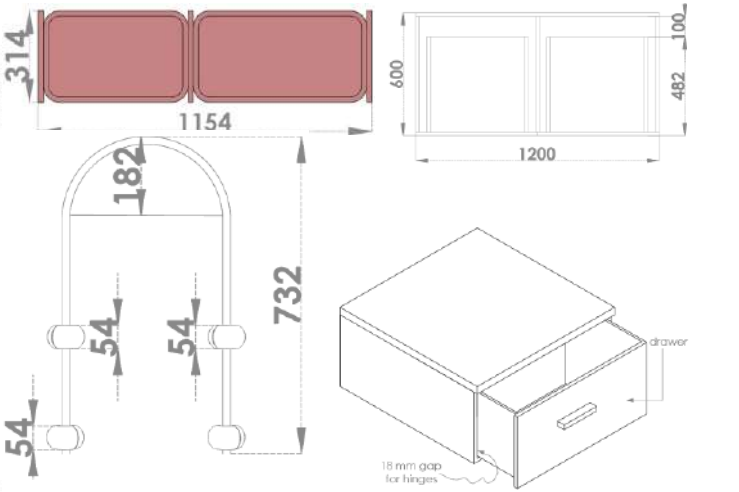

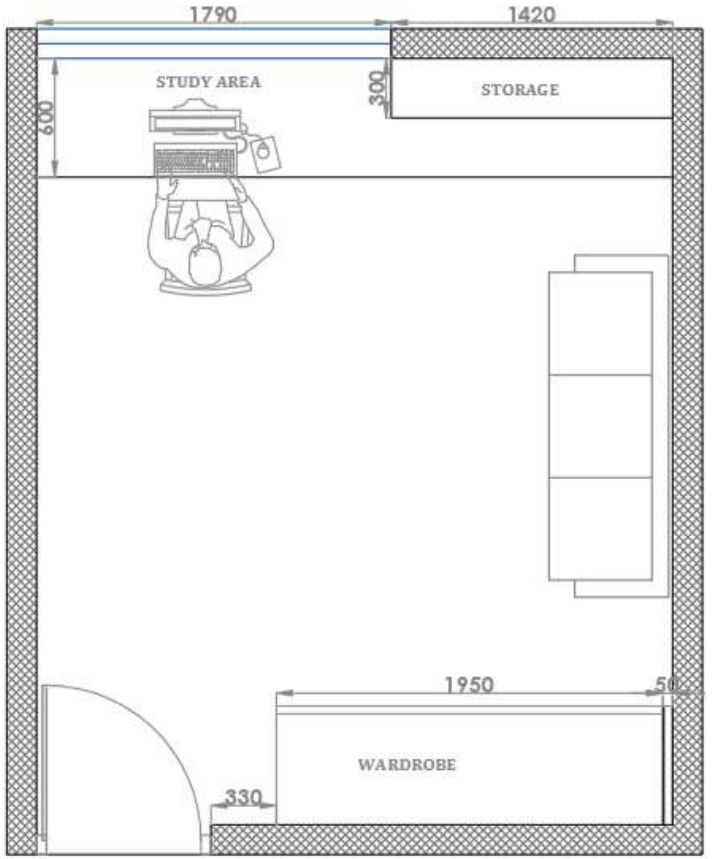

PLAN



GUEST BEDROOM 3D

NOTE

1. BLACK KNOB WITH LOFT
2. ALL FILLER WILL BE
   (L10)FLAJE OAK – 3676
3. CONCEALED HANDLE WITH SHUUTER DETAIL BB

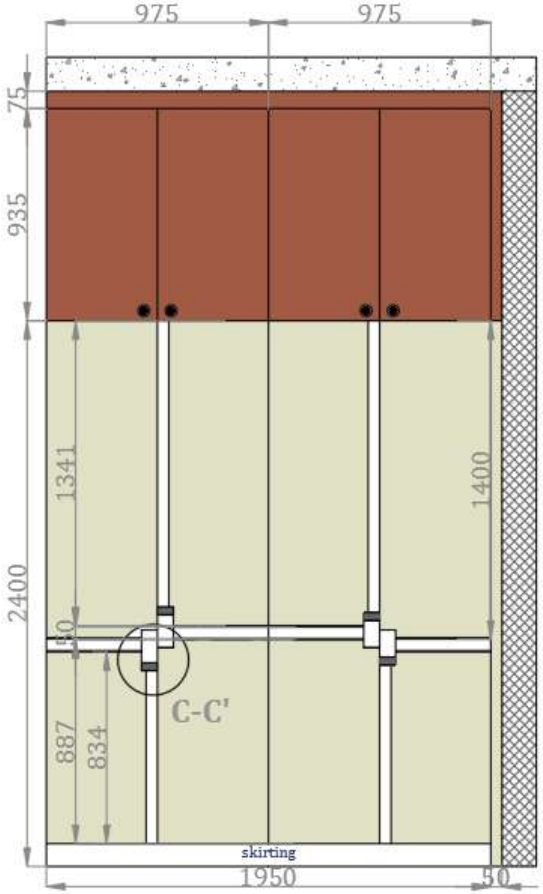

GUEST BEDROOM SWING AA'
WARDROBE ELEVATION

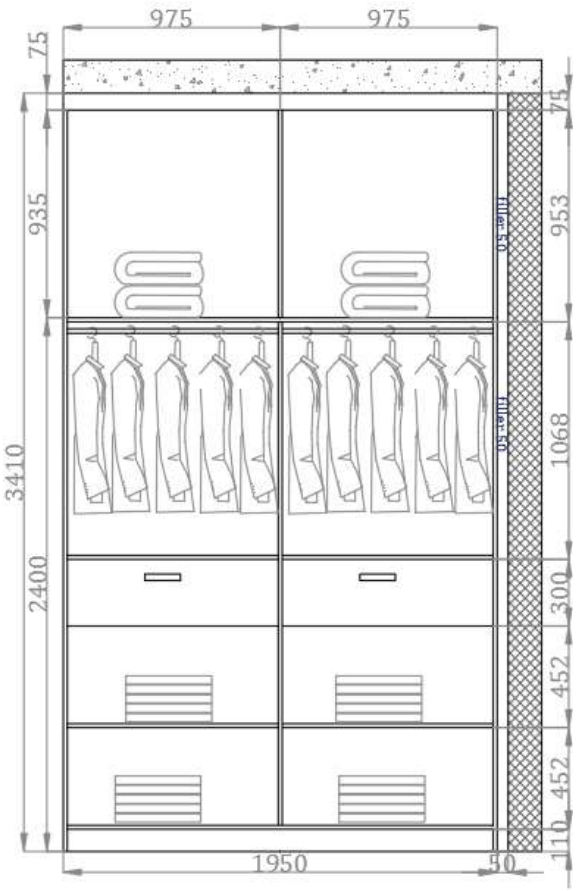

GUEST BEDROOM SWING AA'
WARDROBE SECTION

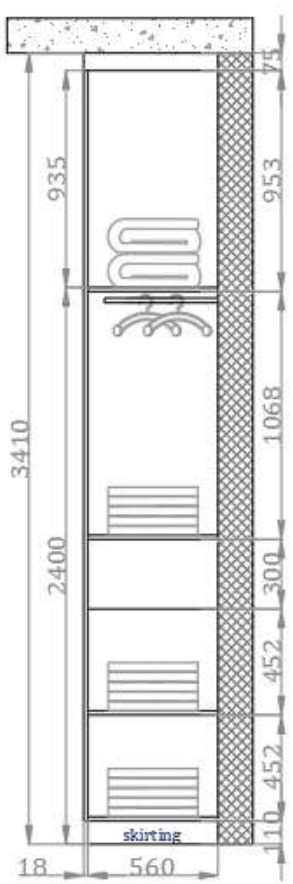

SIDE SECTION

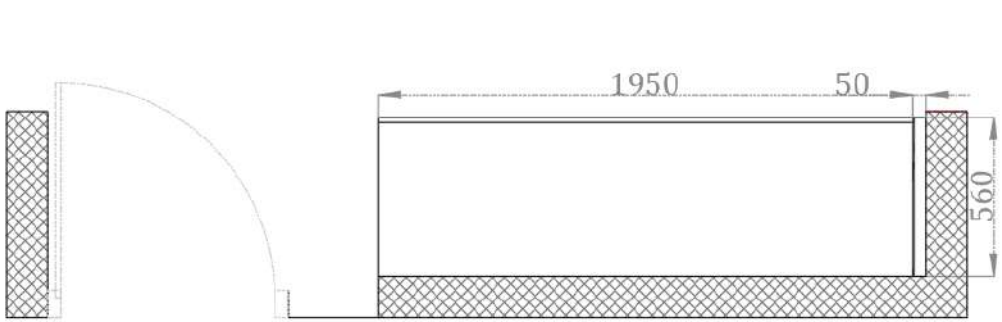

KEY PLAN

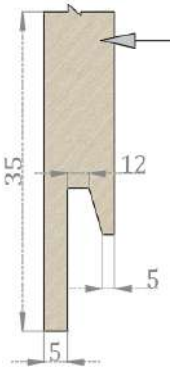

CONCEALED
HANDLE SIZE
22



GUEST BEDROOM 3D



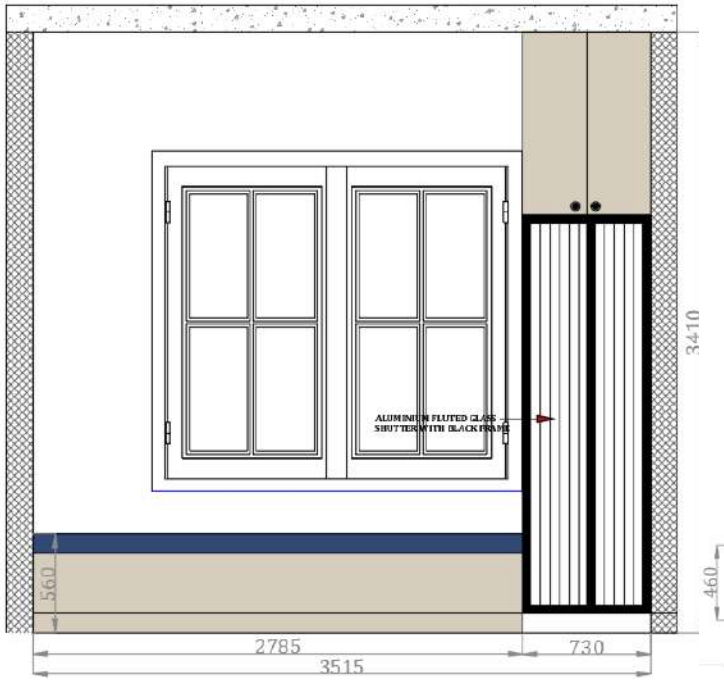

M,BEDROOM BAYWINDOW

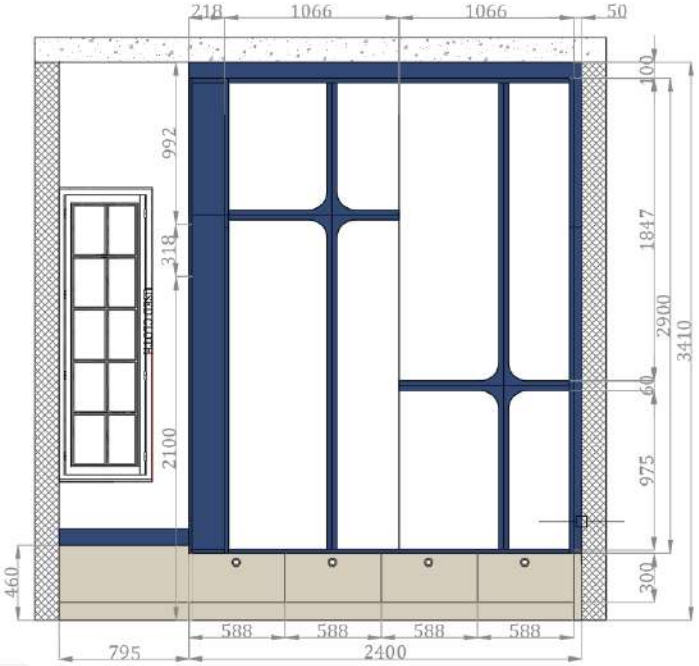

M,BEDROOM SLIDING WARDROBE ELEVATION

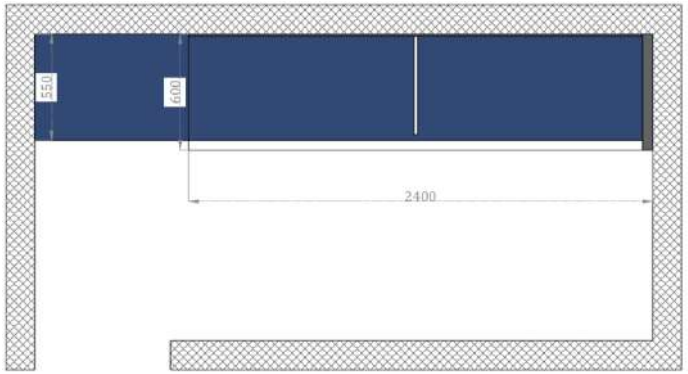

KEY PLAN

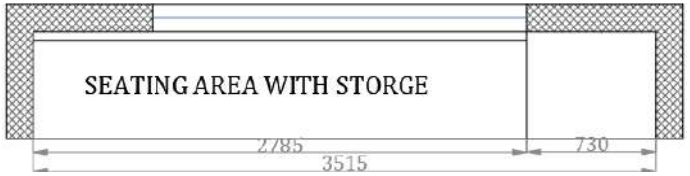

KEY PLAN

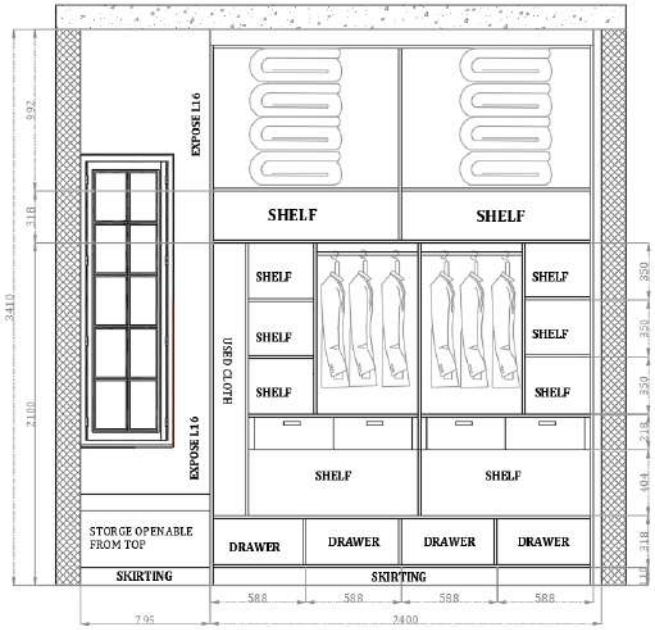

M.BEDROOM SLIDING WARDROBE SECTION



M.BEDROOM 3D





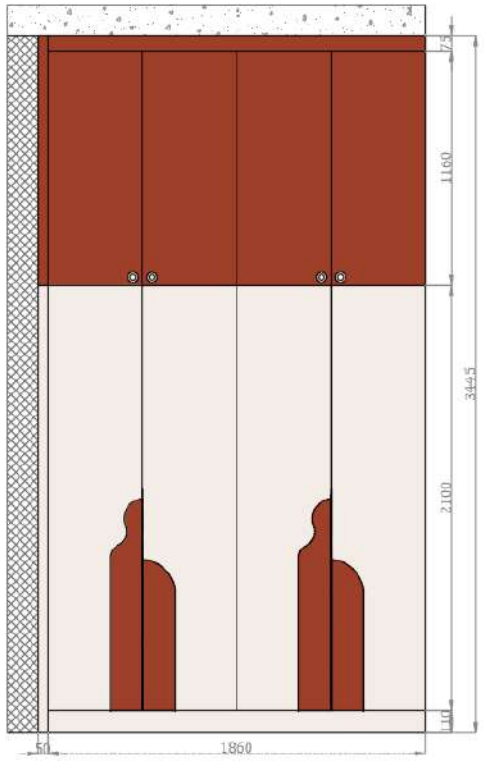

KID BEDROOM ELEVATION

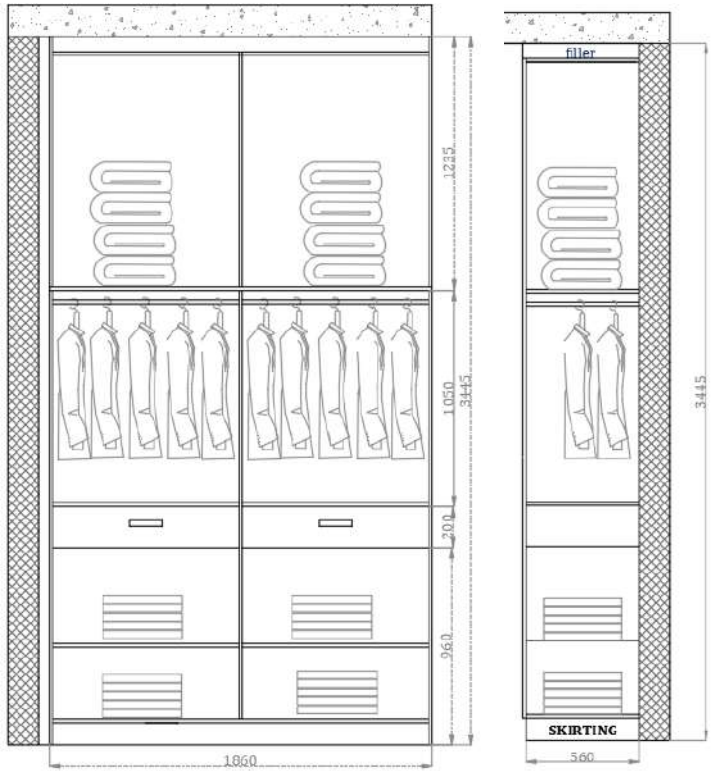

KID BEDROOM SECTATION

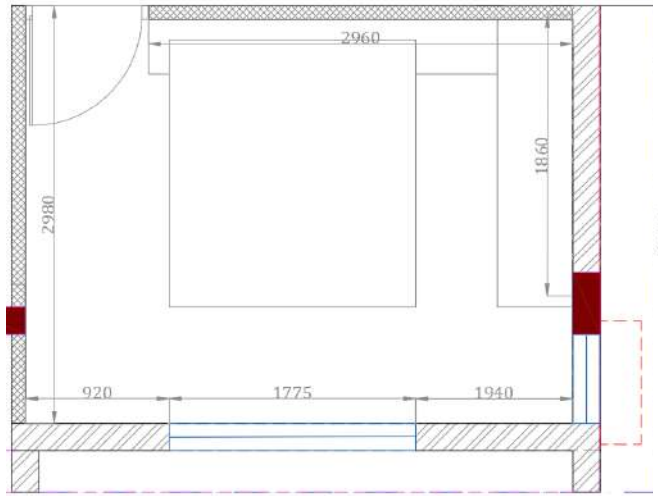

KEY PLAN

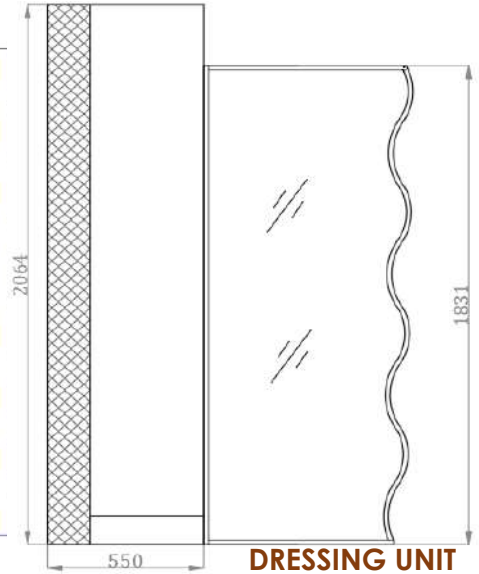

DRESSING UNIT



JOURNEY







ARCHITECTURAL DWG



GROUND FLOOR



FIRST FLOOR

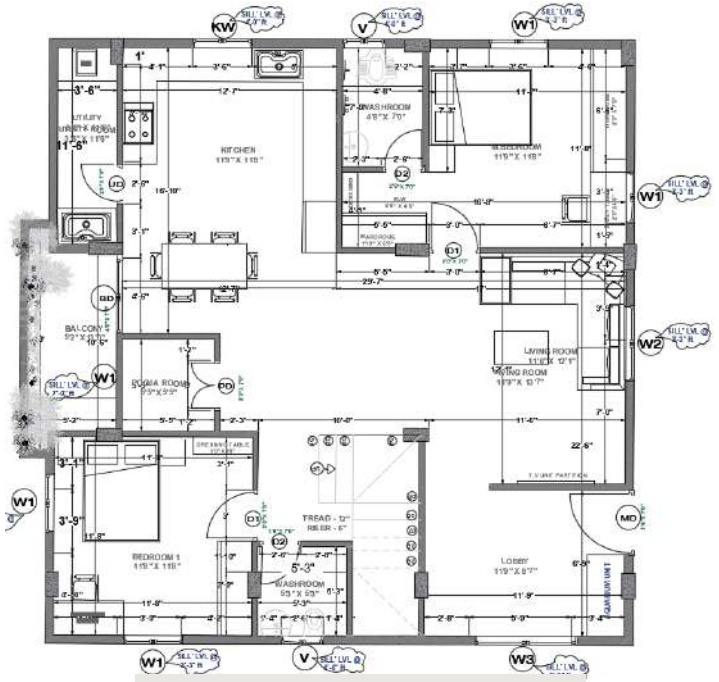

GRUOND FLOOR

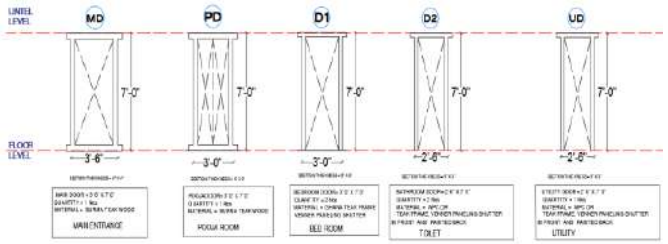

SCHEDULE OF OPENINGS

SNO	TYPE	NAME	SIZE	QTY
01	MD	MAIN DOOR	3'-6" X 7'-0"	01
02	D1	DOOR	3'-0" X 7'-0"	02
03	D2	DOOR	2'-6" X 7'-0"	02
04	PD	POOJA DOOR	3'-0" X 7'-0"	01
05	BD	DOOR	4'-6" X 7'-0"	01
06	UD	DOOR	2'-6" X 7'-0"	01
07	V	VENTILATOR	2'-6" X 3'-0"	02
08	W1	WINDOW	3'-9" X 4'-0"	05
09	W2	WINDOW	3'-9" X 4'-0"	01
10	W3	WINDOW	5'-9" X 4'-0"	01
11	KW	WINDOW	3'-6" X 4'-0"	01

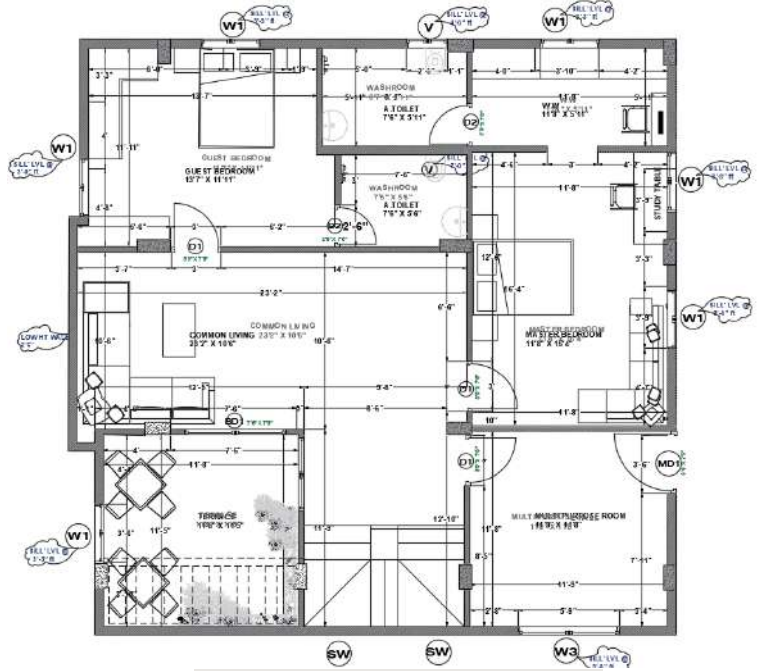

FIRST FLOOR

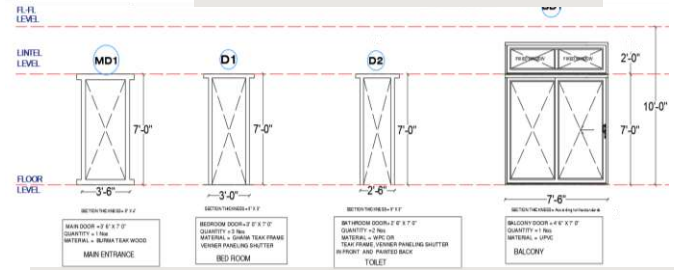

SCHEDULE OF OPENINGS

SNO	TYPE	NAME	SIZE	QTY
01	MD1	MAIN DOOR	3'-6" X 7'-0"	01
02	D1	DOOR	3'-0" X 7'-0"	03
03	D2	DOOR	2'-6" X 7'-0"	02
04	BD1	DOOR	7'-6" X 7'-0"	01
04	V	VENTILATOR	2'-6" X 3'-0"	01
05	W1	WINDOW	3'-9" X 4'-0"	06
06	W3	WINDOW	6'-0" X 4'-0"	01
07	SW	WINDOW	2'-0" X 2'-0"	02

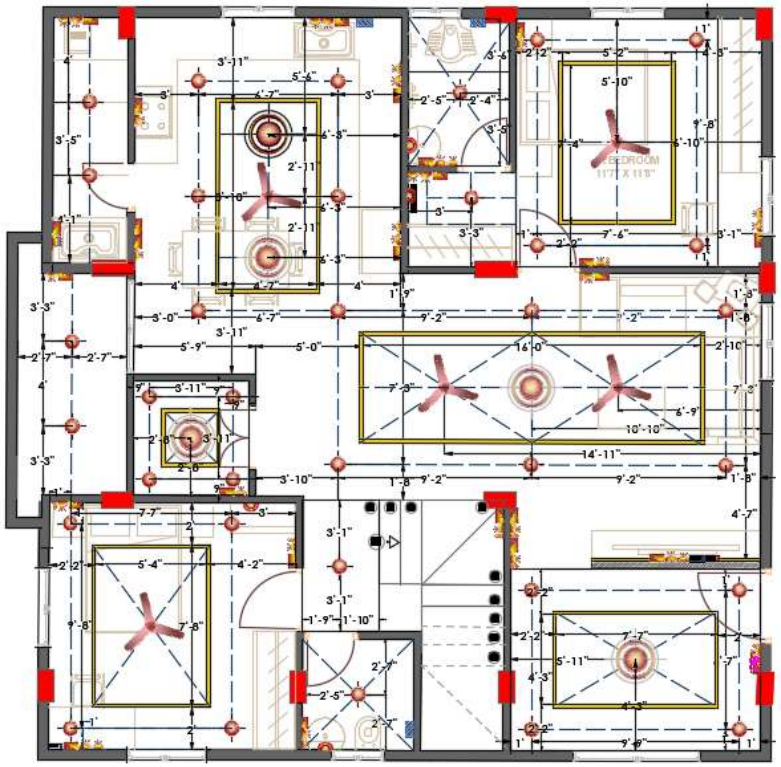

PLAN



GROUND FLOOR

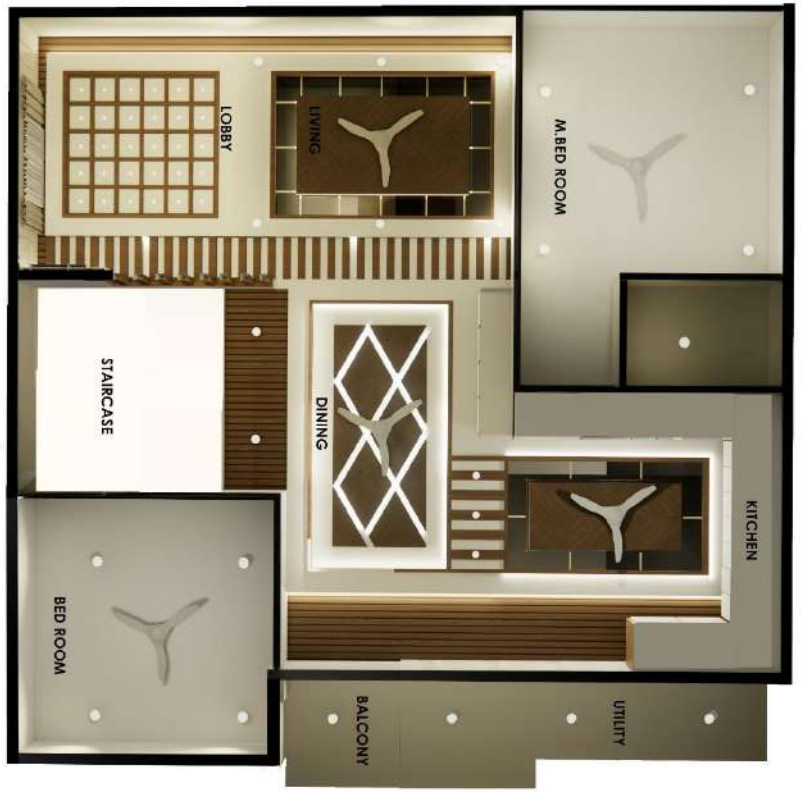

FIRST FLOOR

NOTE :

01 - All switches are at 4'-0" ht from FL .
02 - Bed side switches are 3'0" ht from FL .
03 - Wall lights points are 7'6" ht from FL .
04 - Geyser & AC socket at 7'6" ht .
05 - TV, AC control switch & Telephone points at 3'-0" ht from FL .
06 - Study table sockets at 2'-0"ht from FL, profile light at 5'-0"
07 - Chimney socket at 5'-0"ht from FL, under cabinet profile light at 5'-0"
08- AC socket at 8'6" ht from FL
09- All mirror lights are profile lights behind the mirror
10 - All wardrobes ll be designed with inside profile lights.
11- Utility geyser switch ht at 3'6" from the flooring.

LEGEND	
	CEILING FAN
	CEILING LIGHT
	CHANDELIER LIGHT
	SWITCH BOX
	15 AMP PLUG POINT
	5 AMP PLUG POINT
	WALL LIGHT
	MIRROR LIGHT
	ELECTRICAL GEYSER POINT
	TELEPHONE POINT / WIFI
	TWO WAY SWITCH
	TUBE LIGHT
MCBS	DISTRIBUTION BOARD
	EXHAUST FAN
	DOOR BELL
PB	MAIN PANEL BOARD



NOTE :

01 - All switches are at 4'-0" ht from FL .
02 - Bed side switches are 3'0" ht from FL .
03 - Wall lights points are 7'6" ht from FL .
04 - Geyser & AC socket at 7'6" ht .
05 - TV, AC control switch & Telephone points at 3'-0" ht from FL .
06 - Study table sockets at 2'-0"ht from FL, profile light at 5'-0"
07 - Chimney socket at 5'-0"ht from FL, under cabinet profile light at 5'-0"
08- AC socket at 8'6" ht from FL
09- All mirror lights are profile lights behind the mirror
10 - All wardrobes ll be designed with inside profile lights.

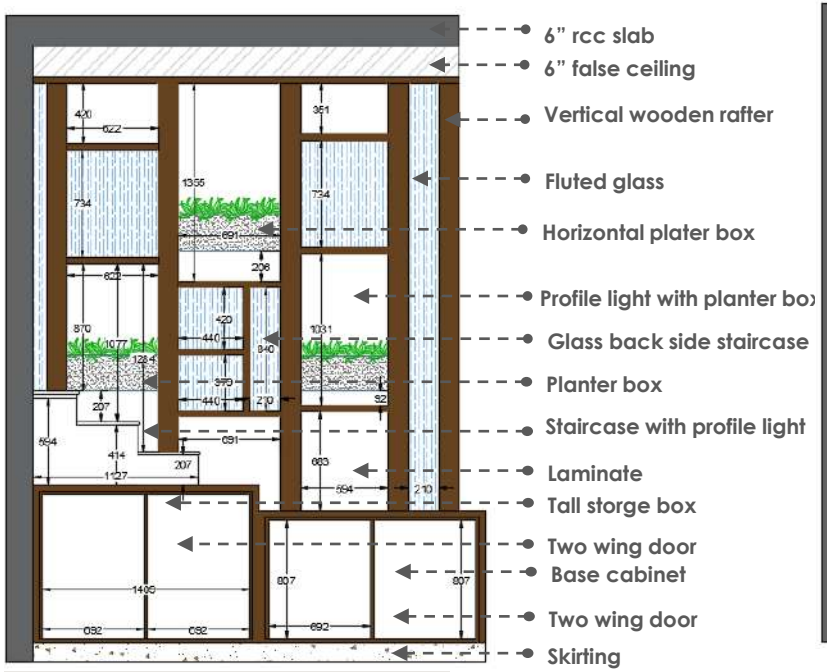

GRUOND FLOOR

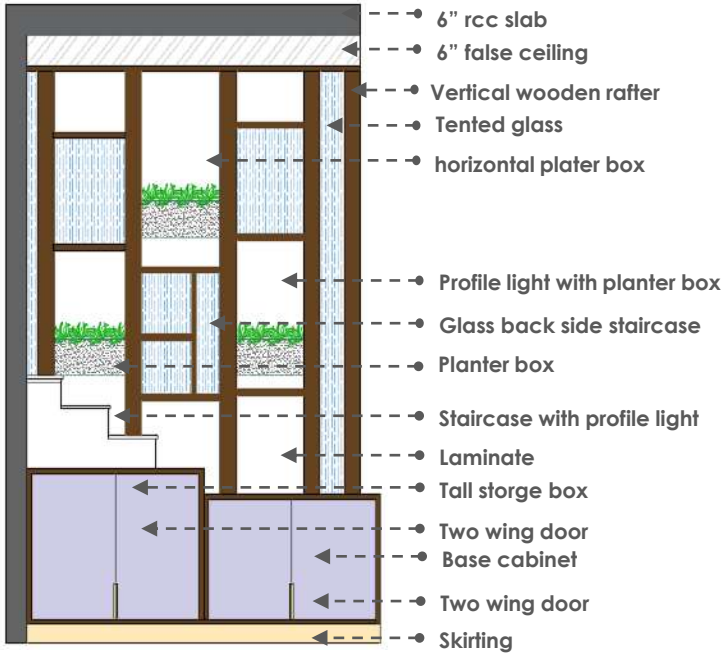

ELEVATION



VIEW 1

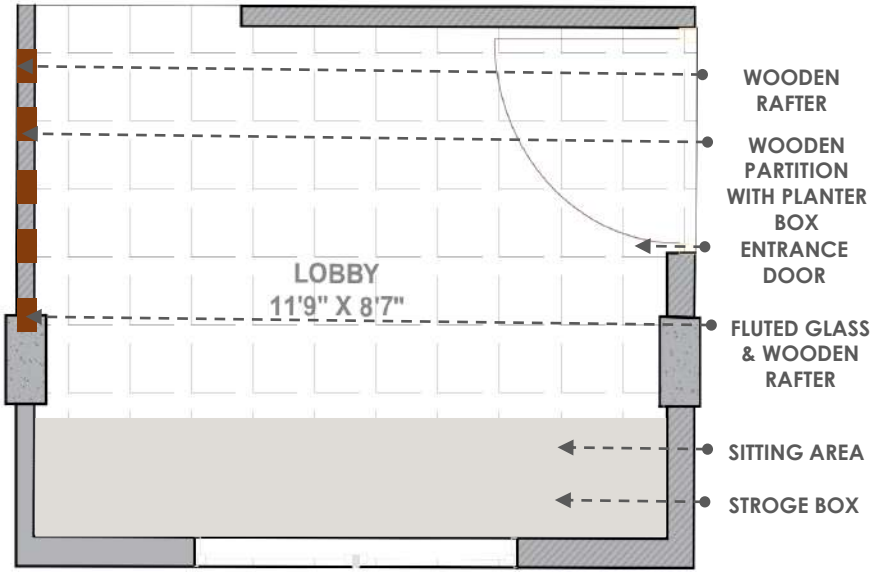

LOBBY PLAN



VIEW 2



MATERIAL & COLOUR PALETTE

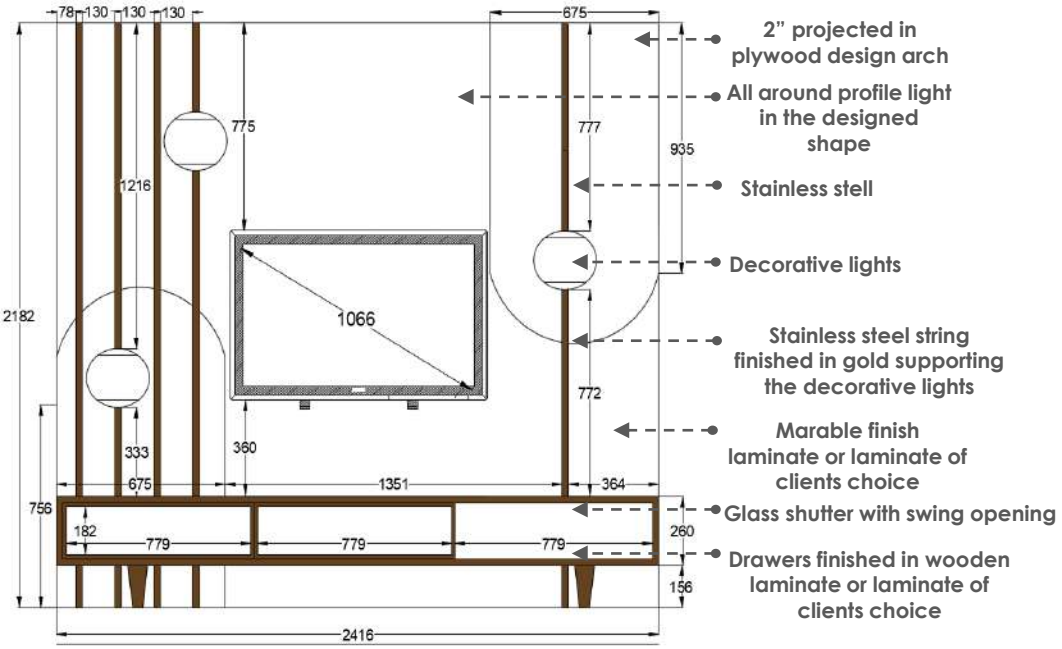

ELEVATION



VIEW



MATERIAL & COLOU PALETTE

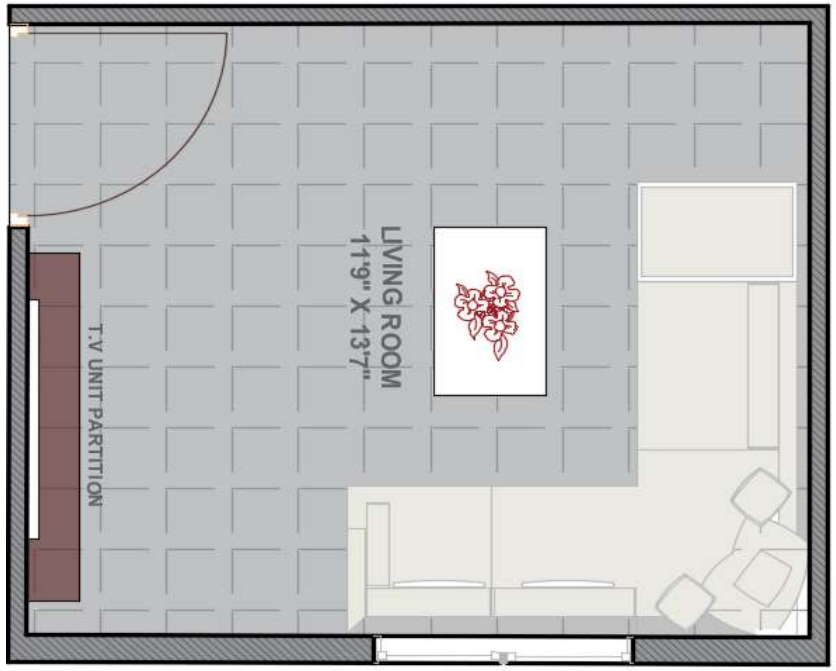

PLAN



VIEW



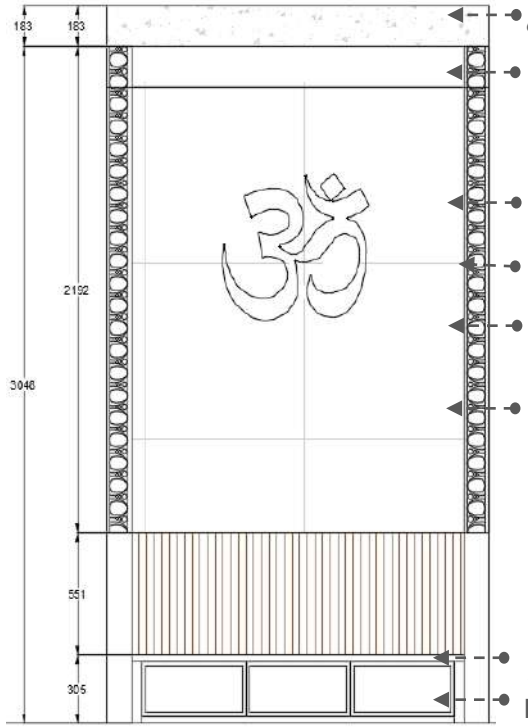

E L E V A T I O N

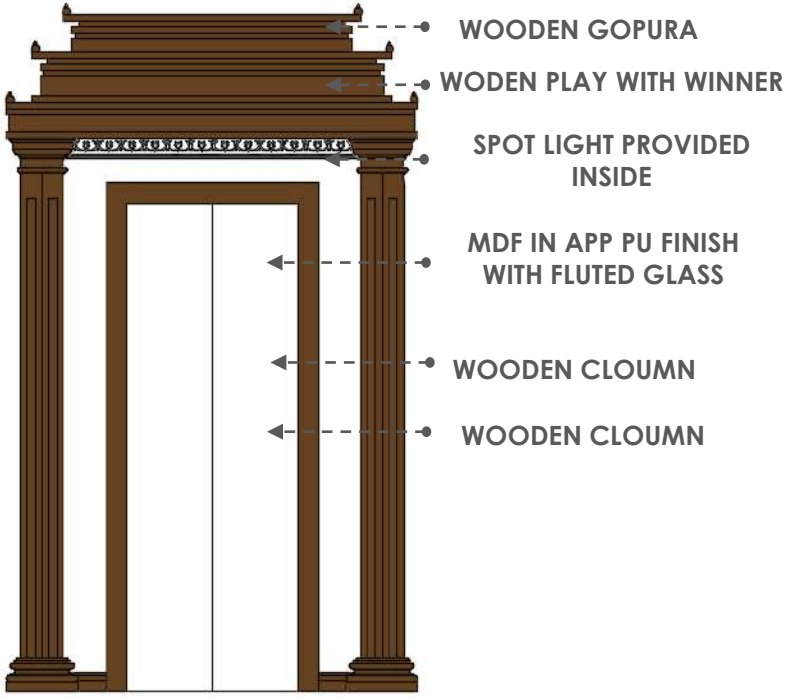

E L E V A T I O N



E L E V A T I O N



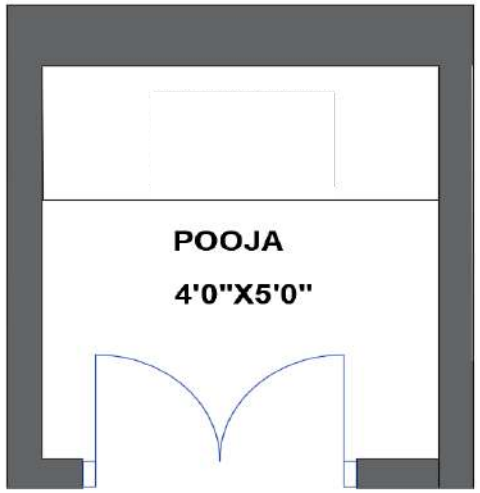

P L A N





P L A N



ARCHITECTURAL DWG

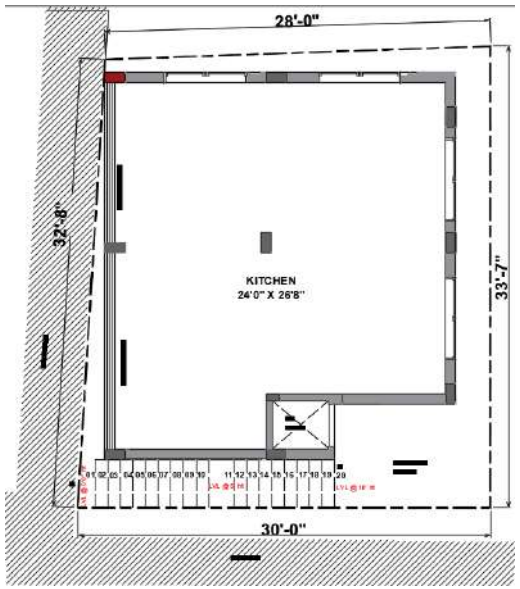

GROUNDFLOOR

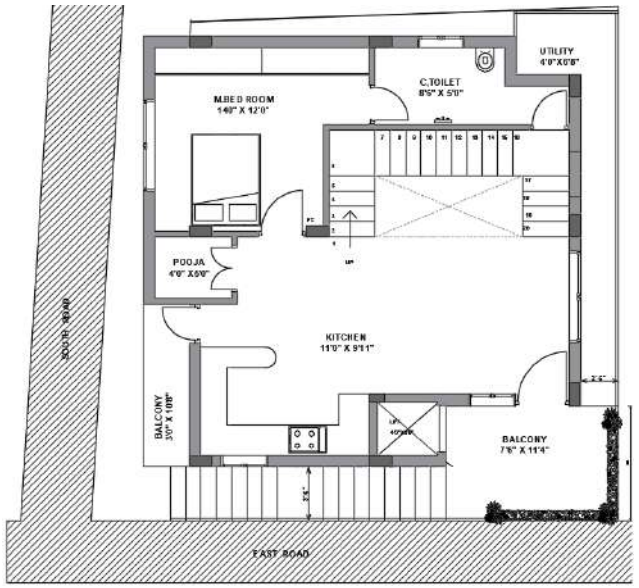

FRIESTFLOOR

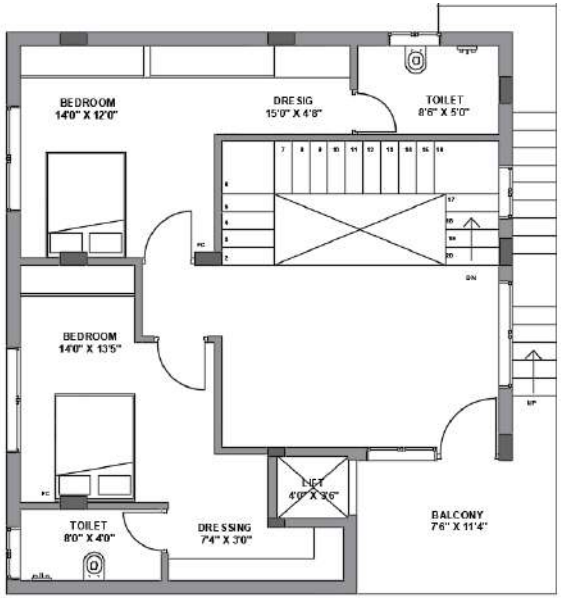

SECONDFLOOR

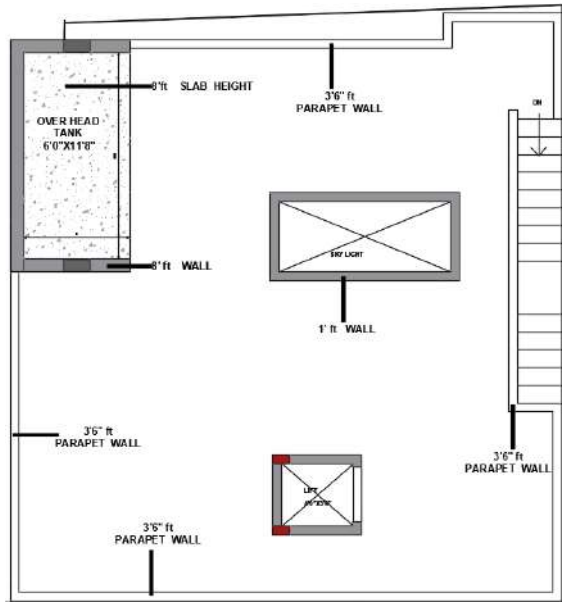

THERIDFLOOR

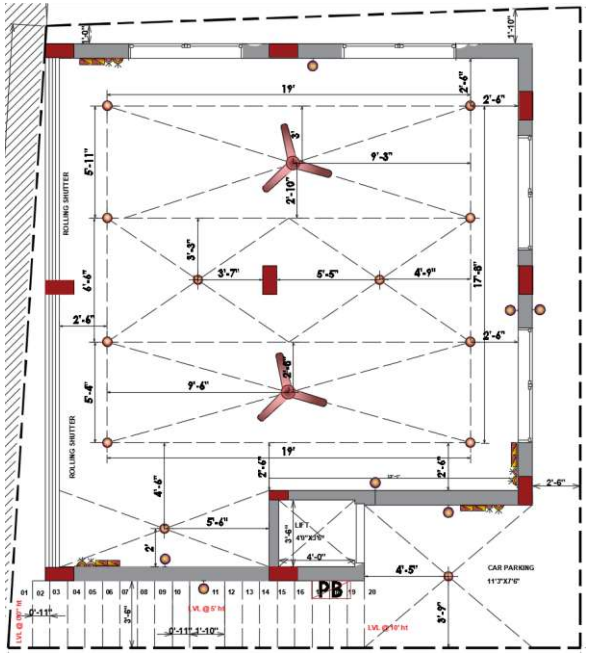

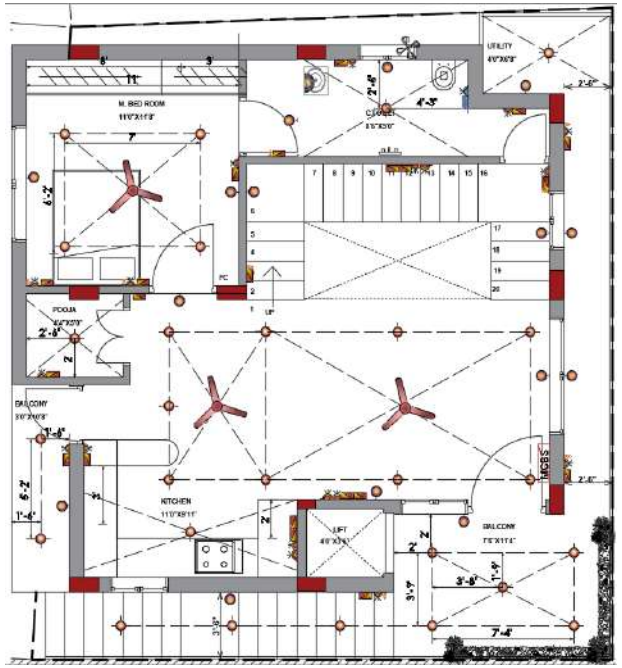

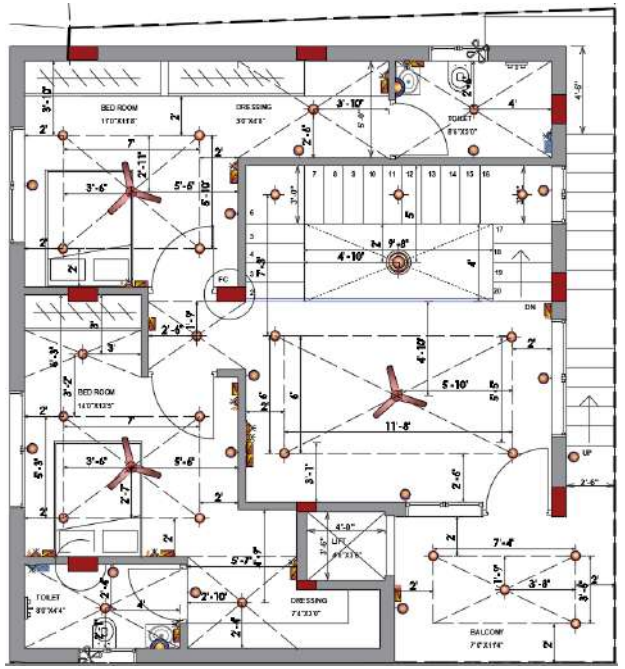

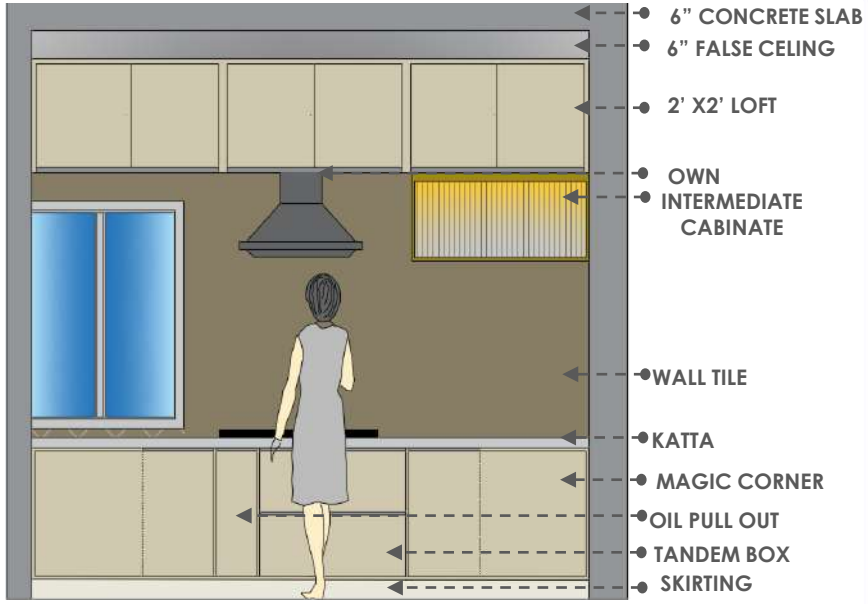

E L E V A T I O N

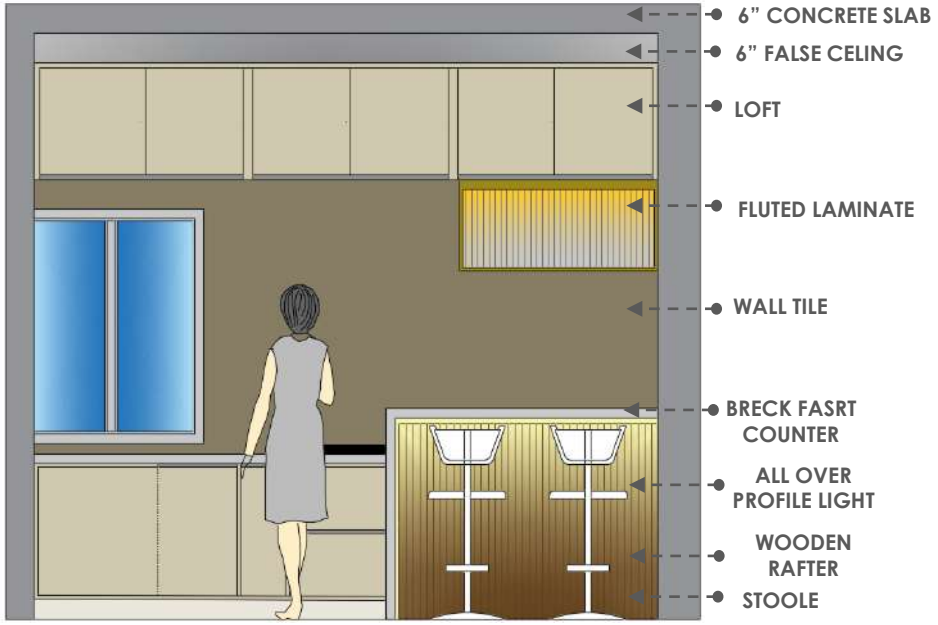

E L E V A T I O N



V I E W

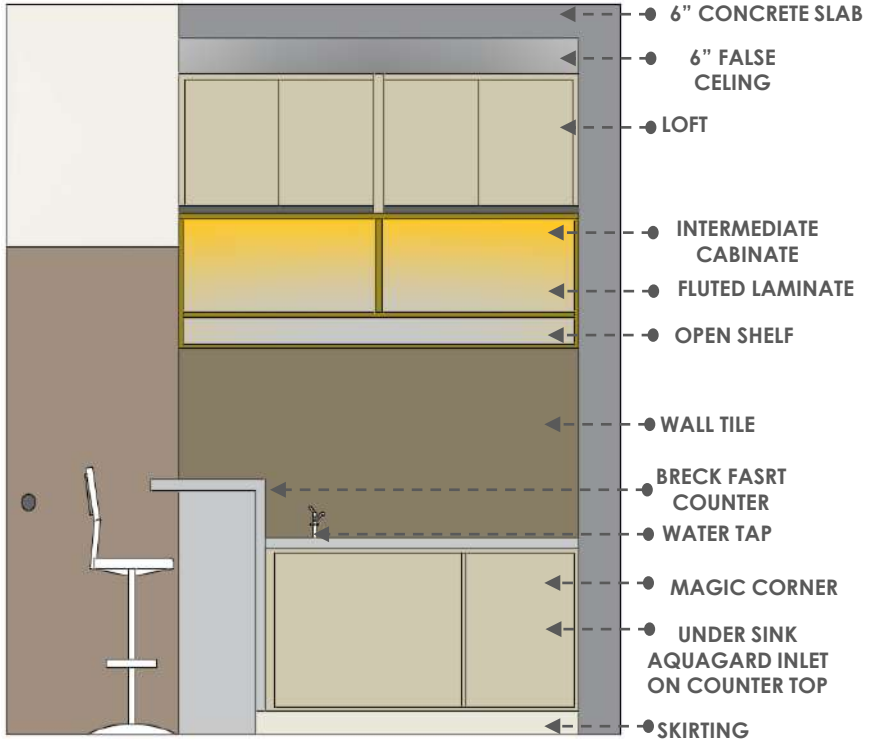

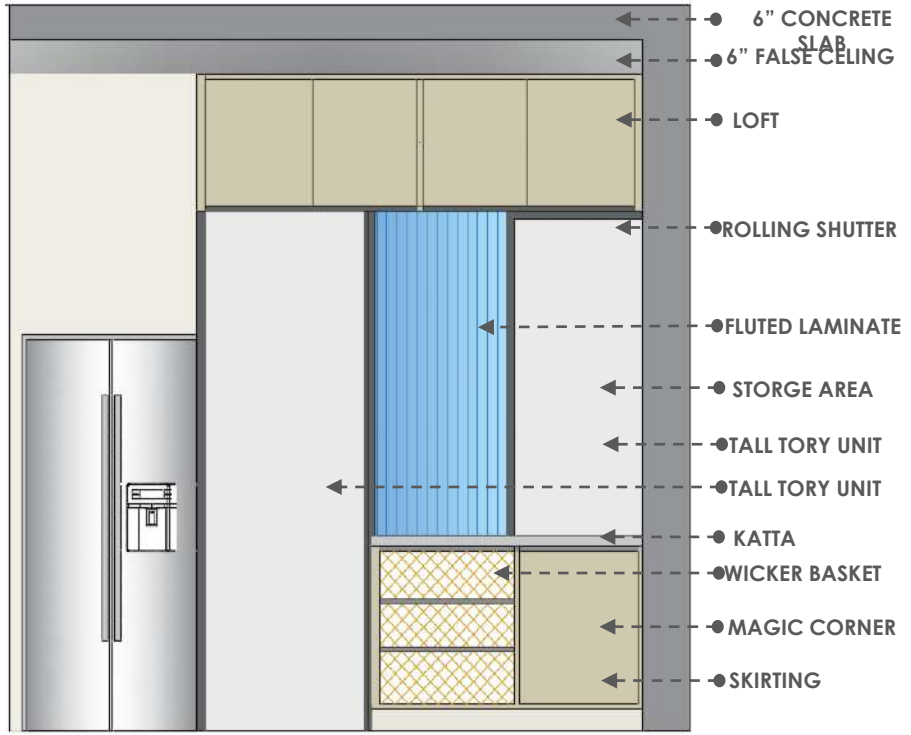



V M A T E R I A L A N D C O L O U R P A L E T T E











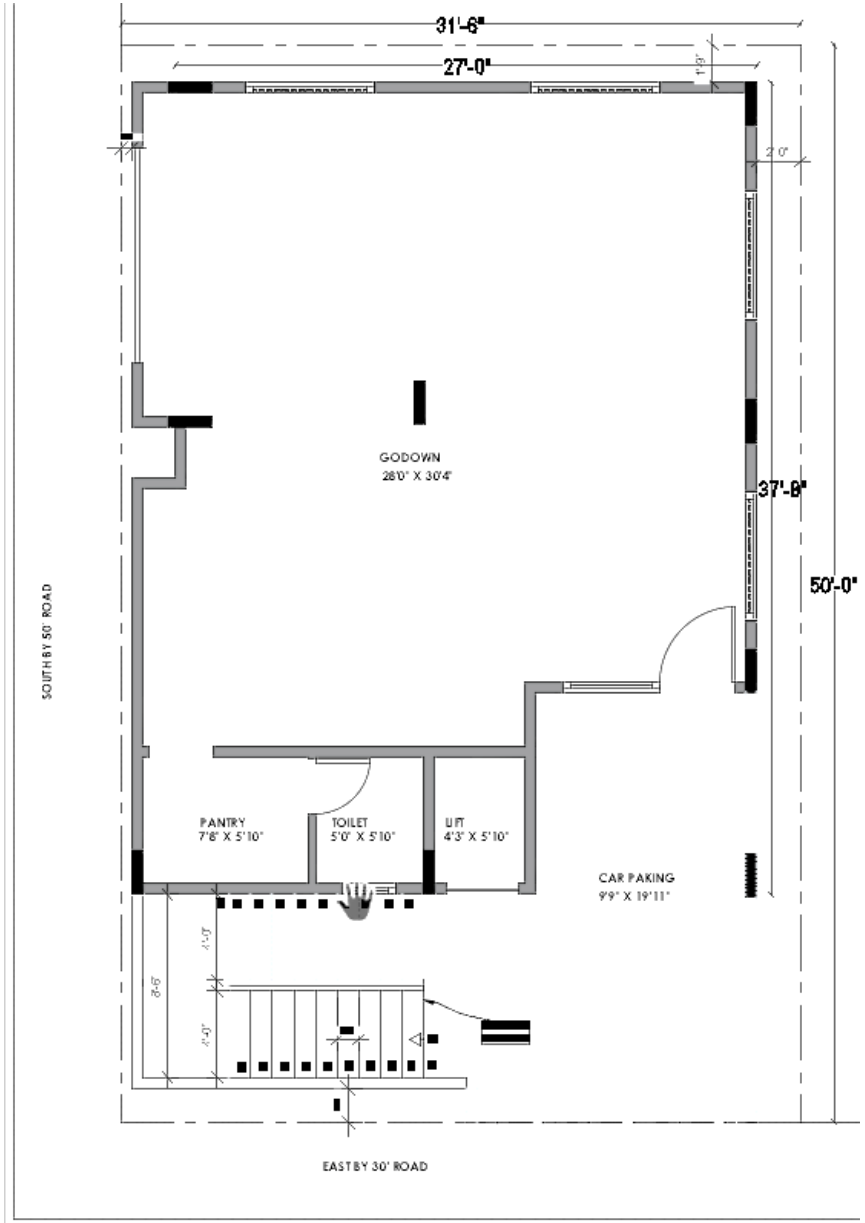

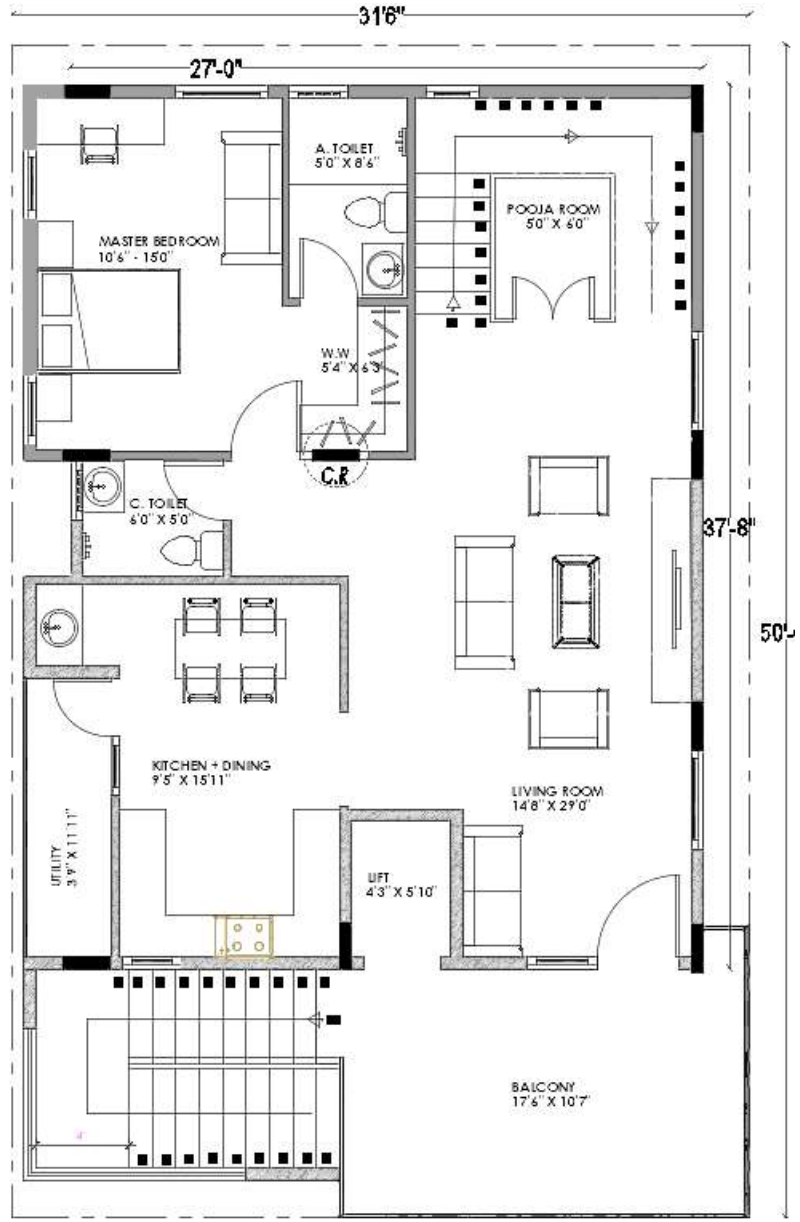

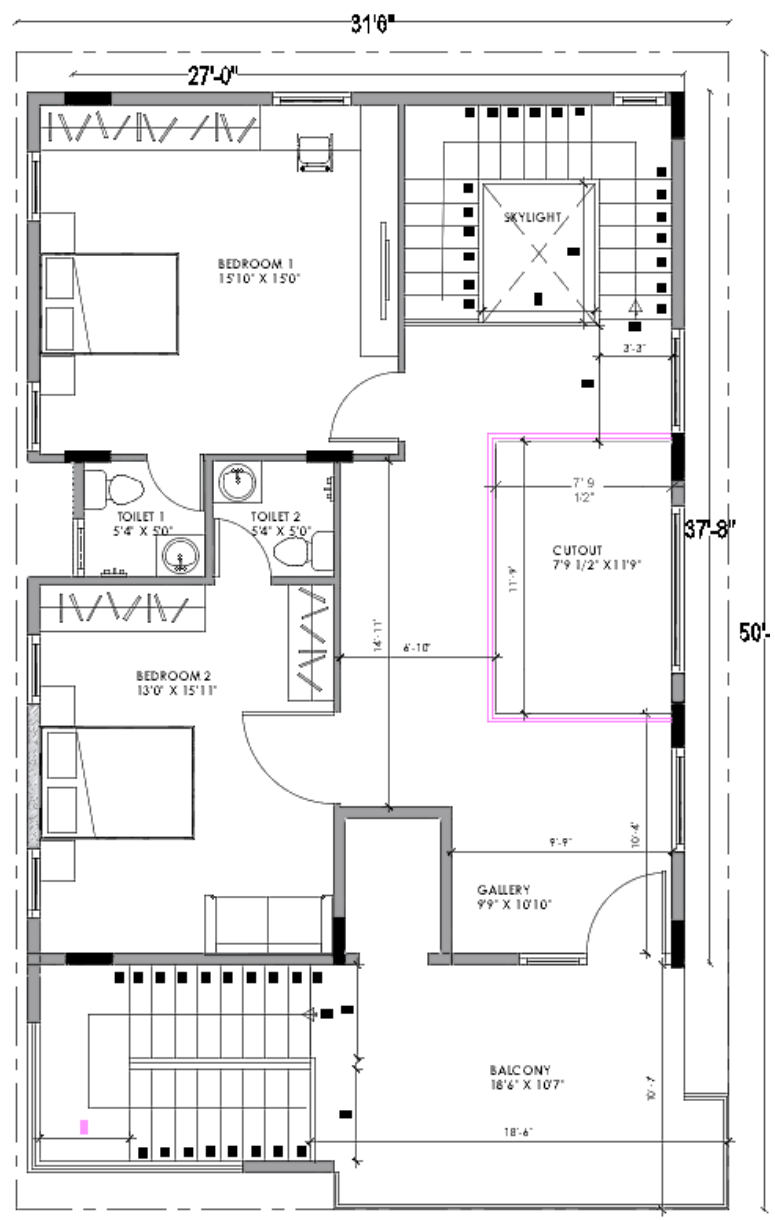

ARCHITECTURAL DWG

ARCHITECTURAL DWG

ARCHITECTURAL DWG

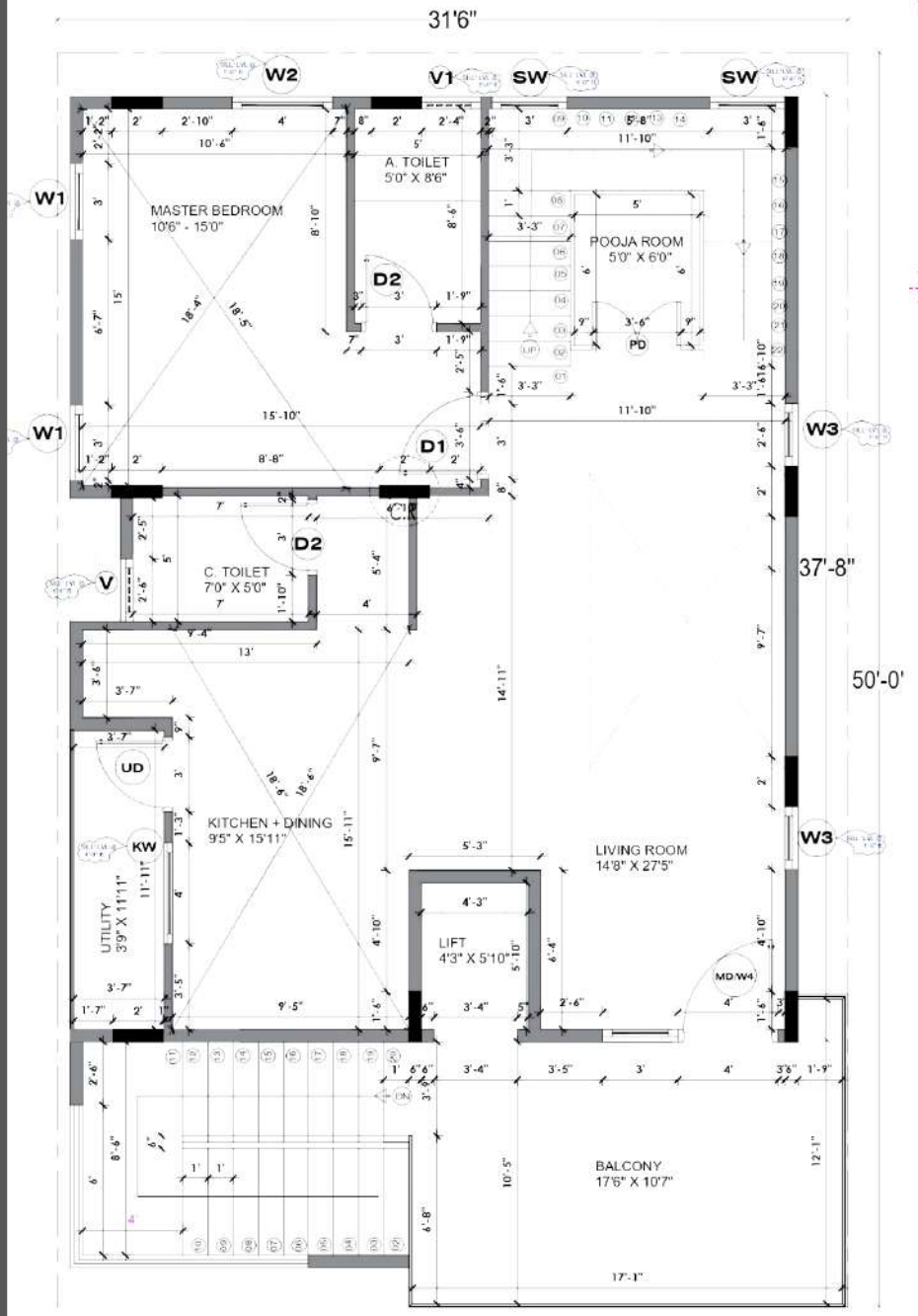

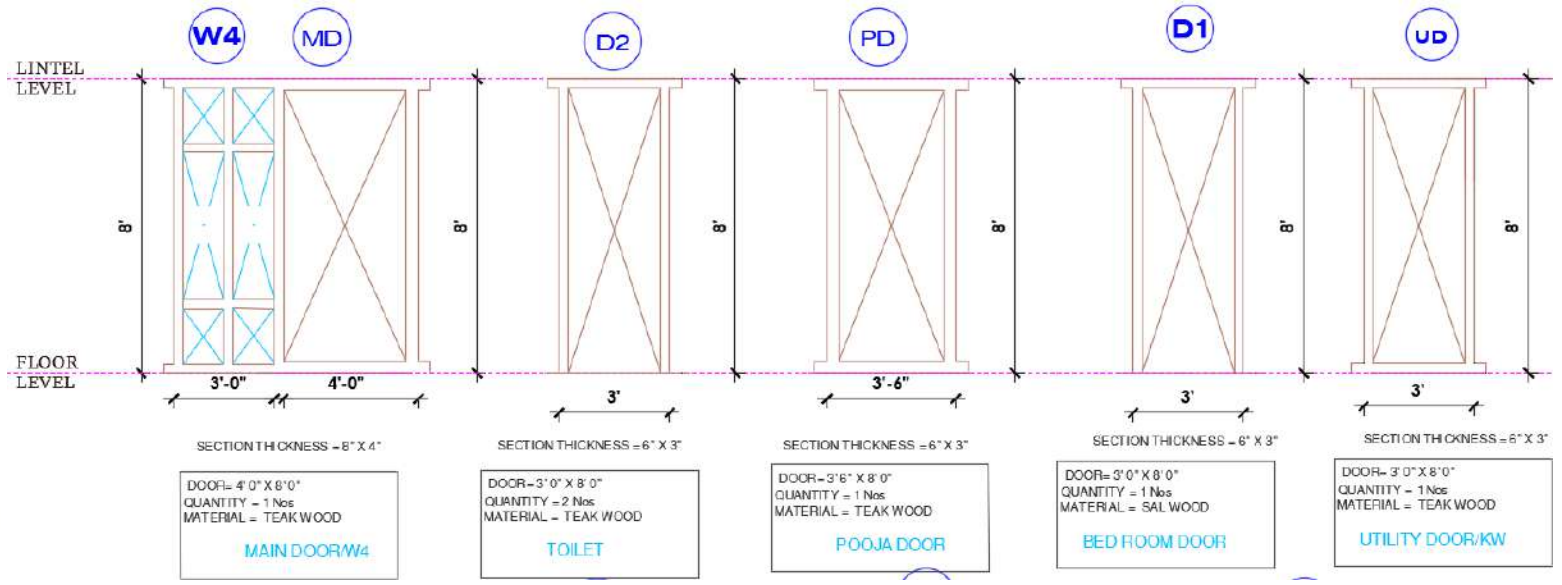

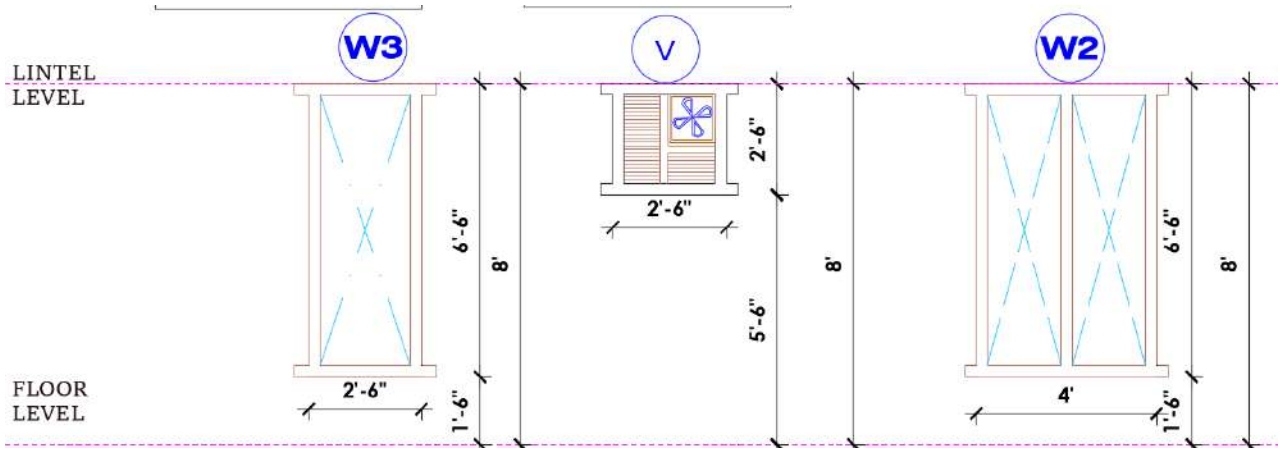

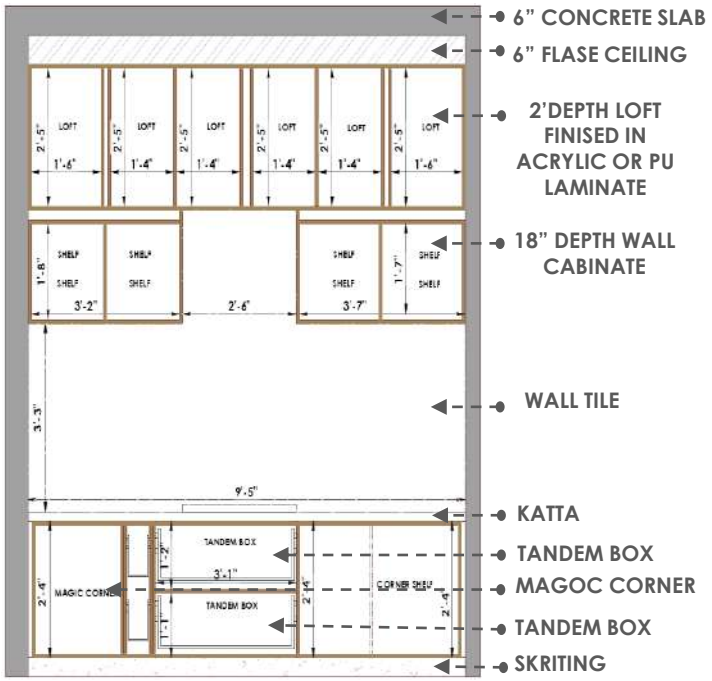

GROUNDFLOOR

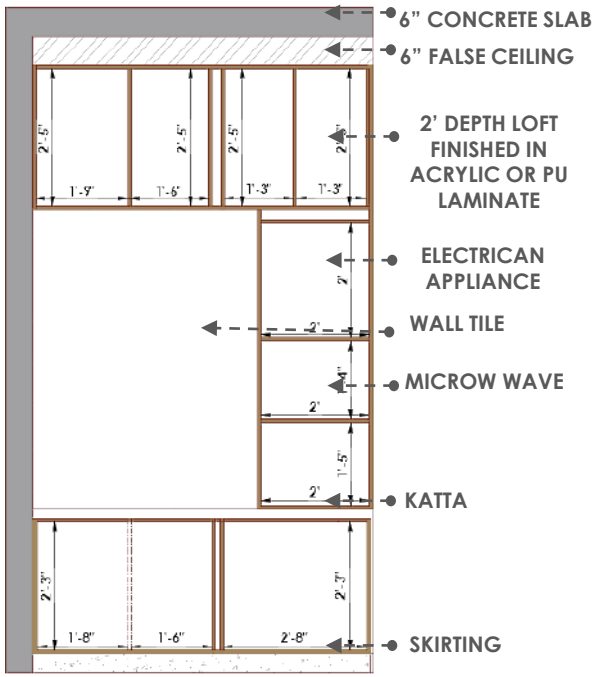

FRIESTFLOOR



THERIDFLOOR

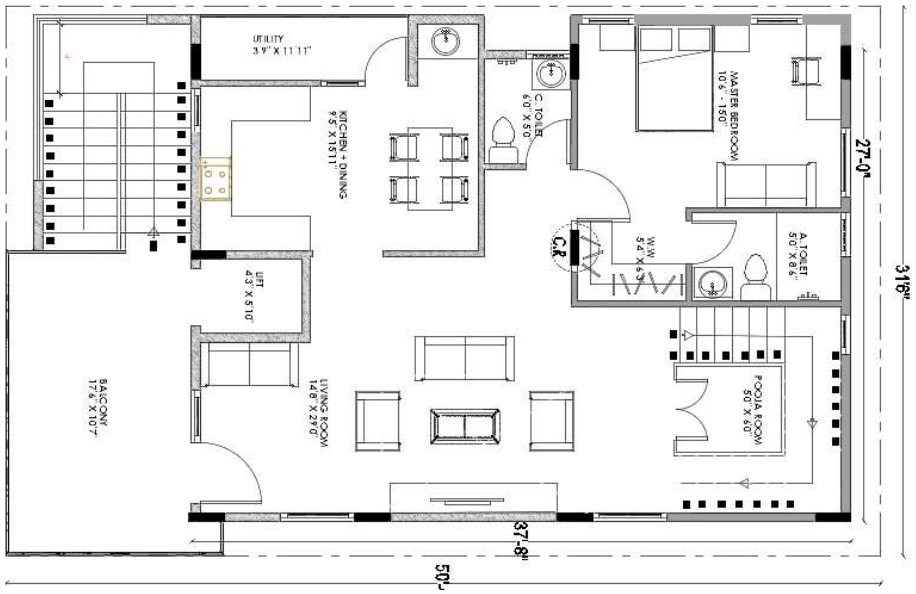

KEY PLAN





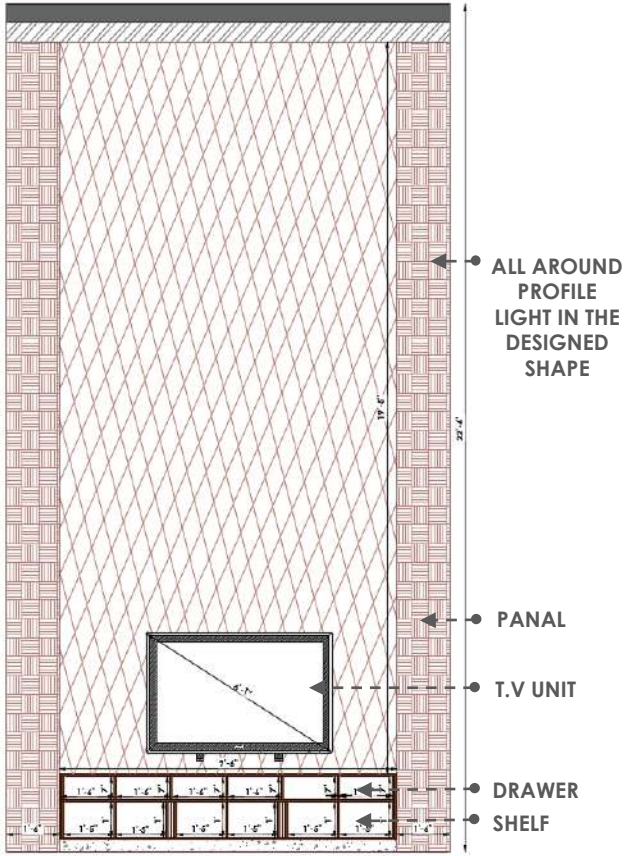

SECTION





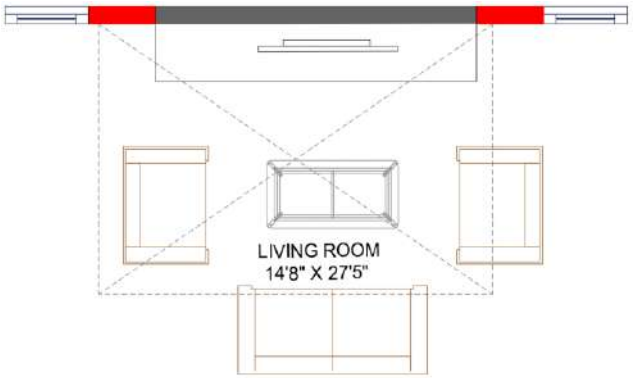

PLAN



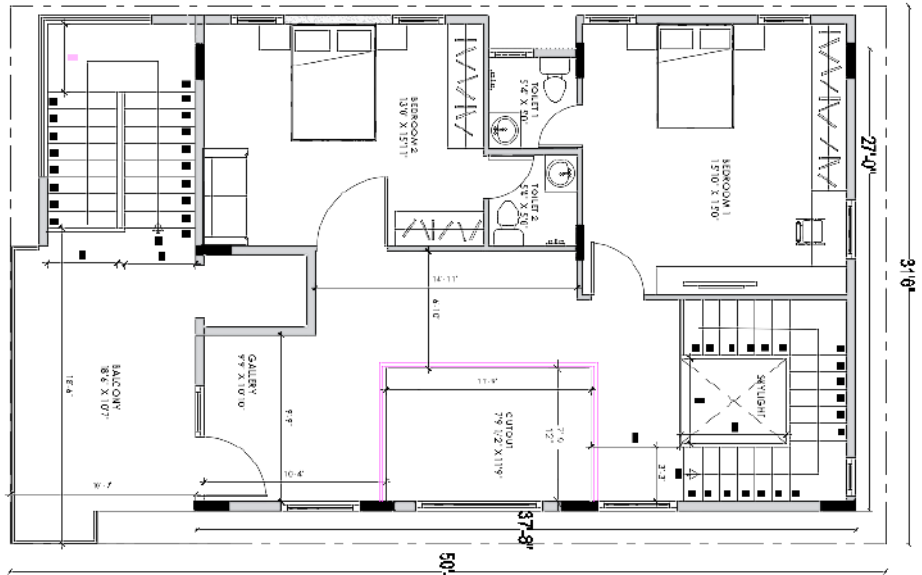

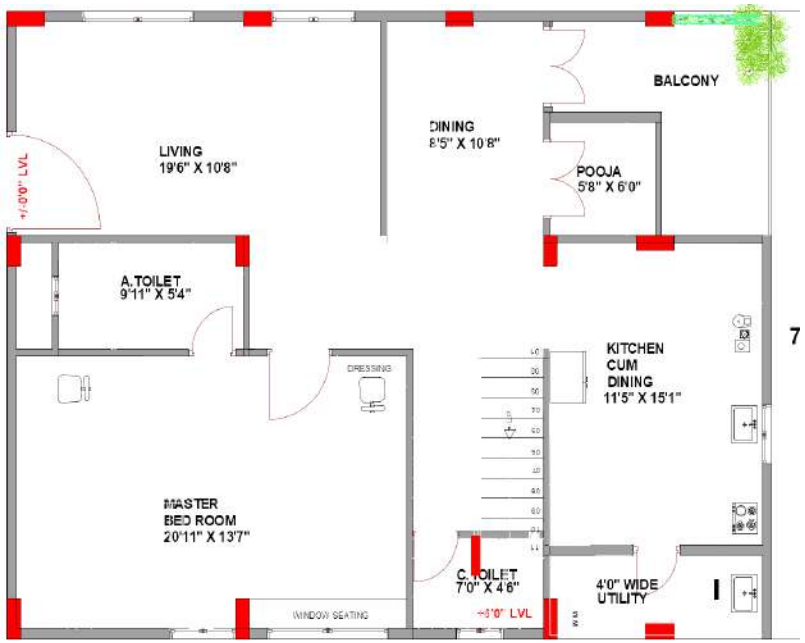

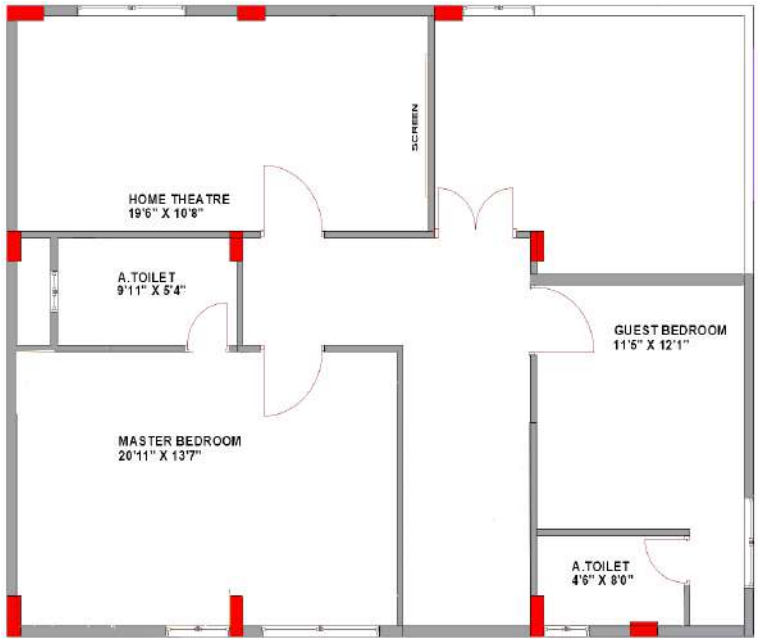



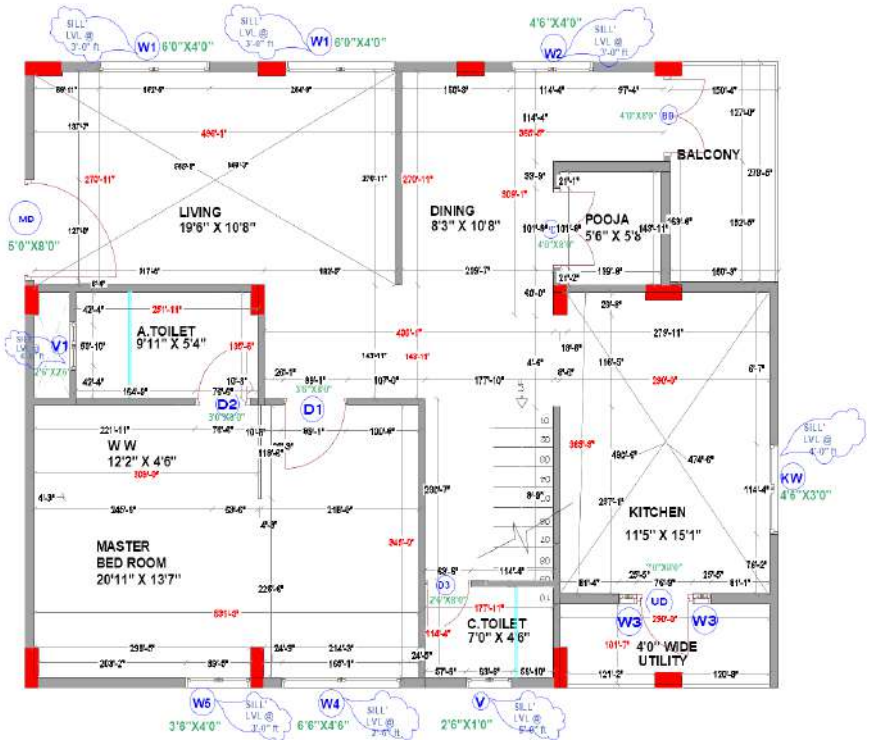

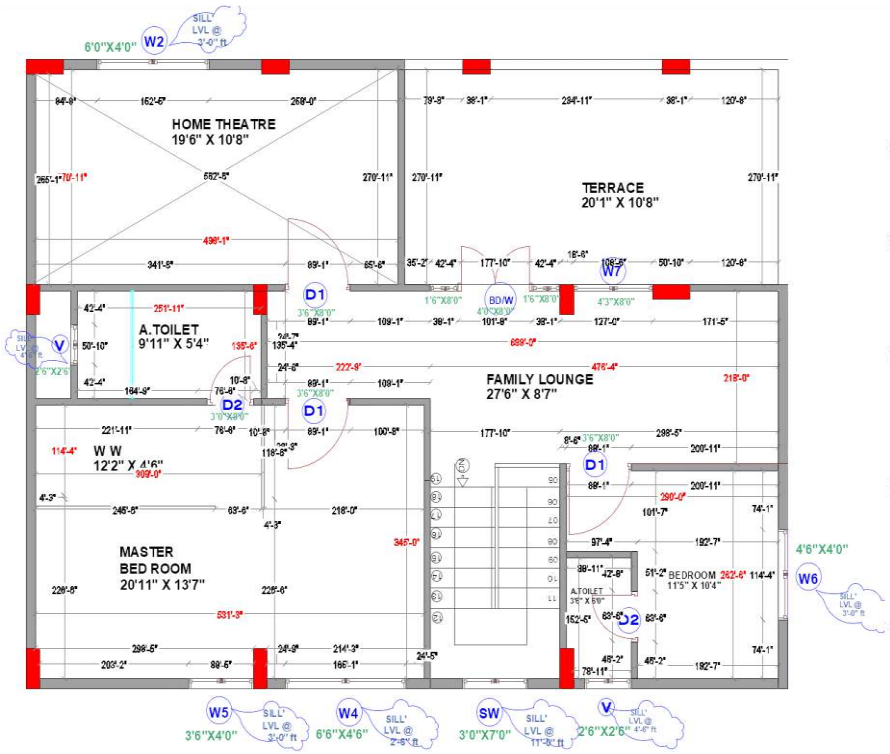

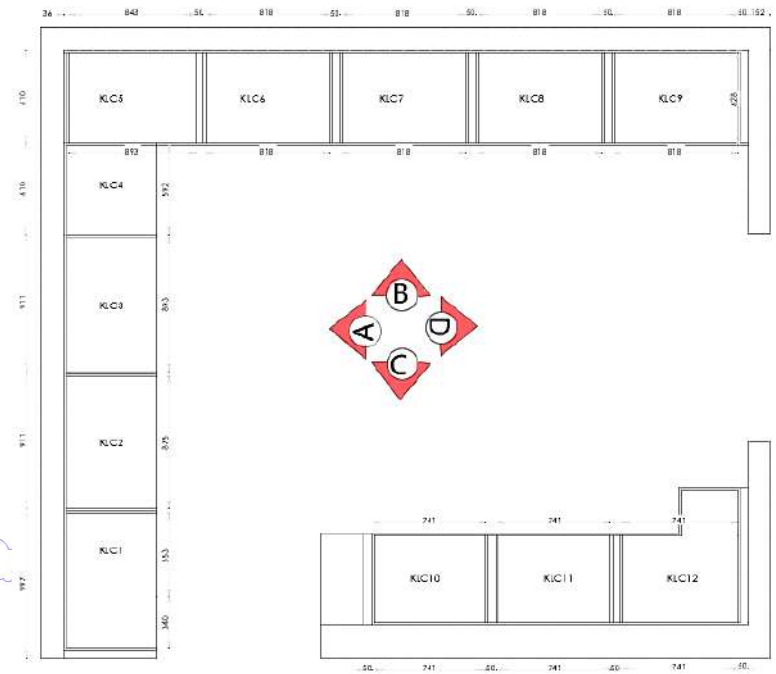

KITCHEN PLAN

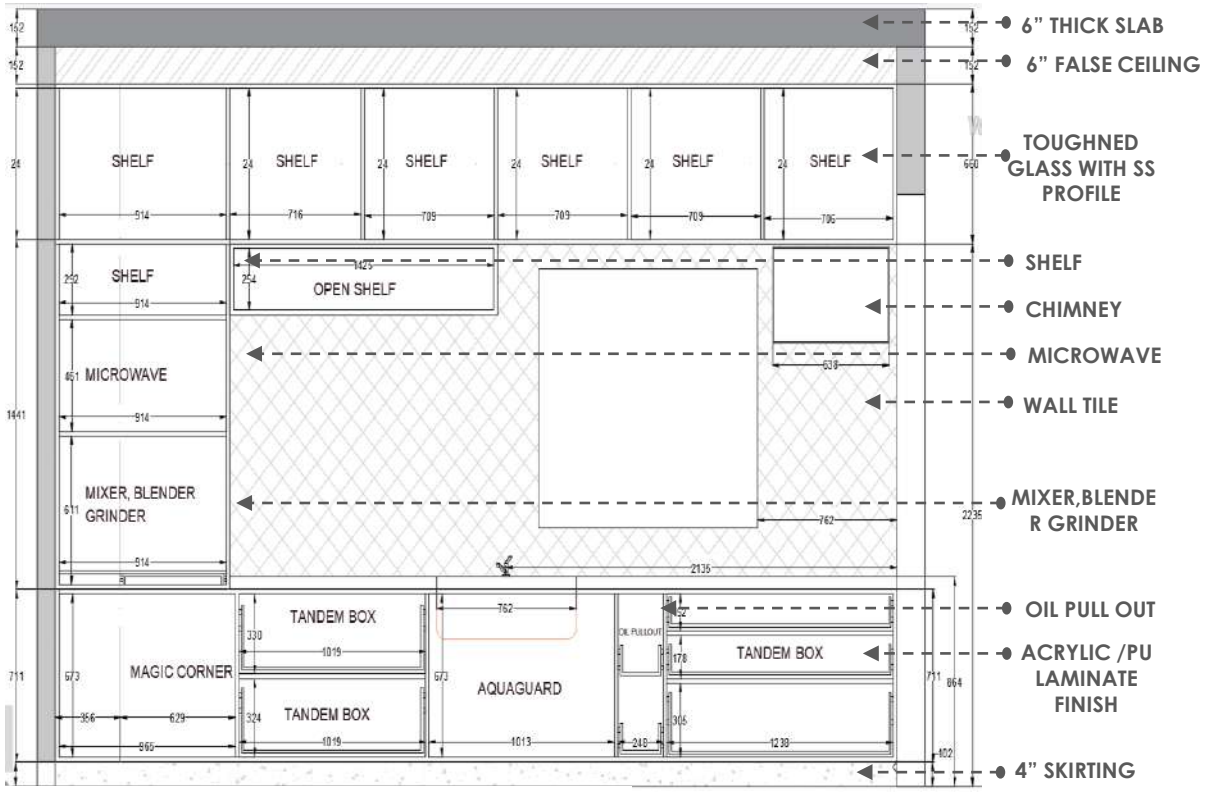
6" THICK SLAB
6" FALSE CEILING
TOUGHNED GLASS WITH SS PROFILE
SHELF
CHIMNEY
MICROWAVE
WALL TILE
MIXER,BLENDE R GRINDER
OIL PULL OUT
ACRYLIC /PU LAMINATE FINISH
4" SKIRTING
SHELF
OPEN SHELF
MICROWAVE
MIXER, BLENDER GRINDER
TANDEM BOX
MAGIC CORNER
AQUAGUARD
TANDEM BOX
TANDEM BOX

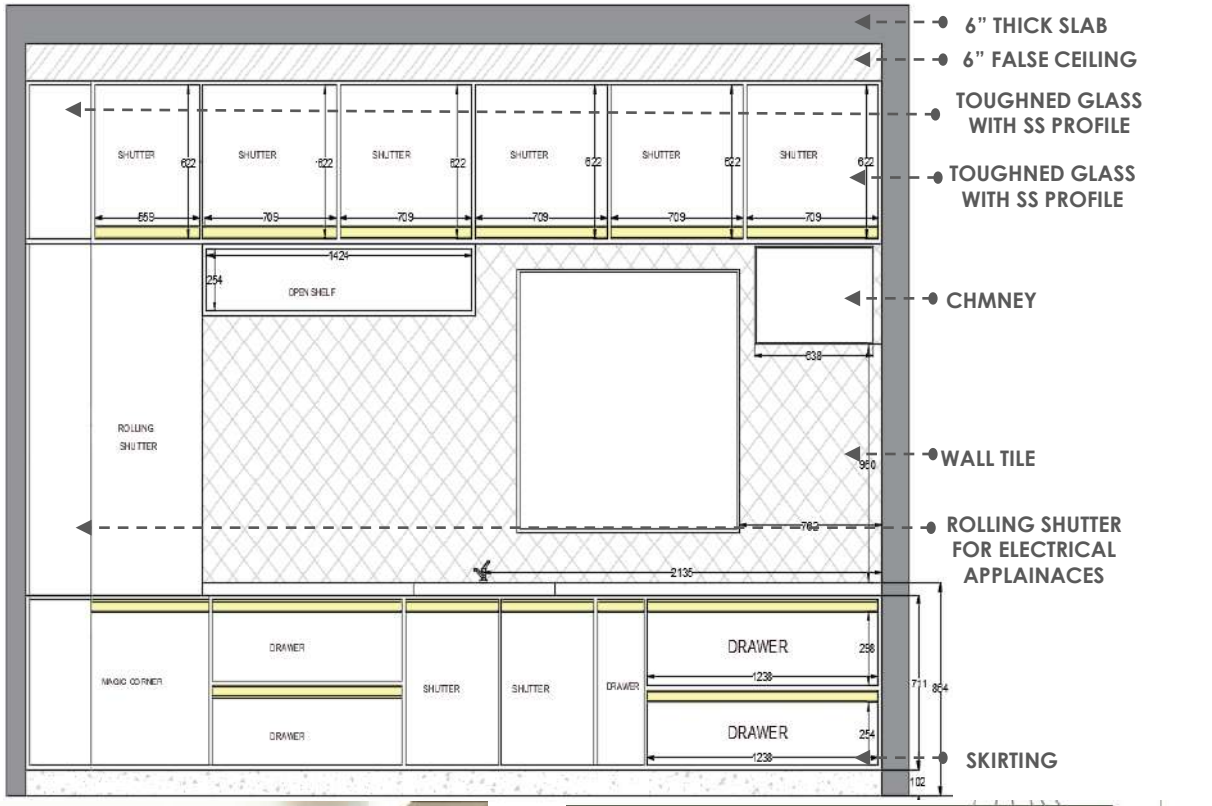
6" THICK SLAB
6" FALSE CEILING
TOUGHNED GLASS WITH SS PROFILE
TOUGHNED GLASS WITH SS PROFILE
CHMNEY
WALL TILE
ROLLING SHUTTER FOR ELECTRICAL APPLAINACES
SKIRTING
SHUTTER
OPEN SHELF
ROLLING SHUTTER
MAGIC CORNER
DRAWER
SHUTTER
DRAWER
DRAWER
DRAWER

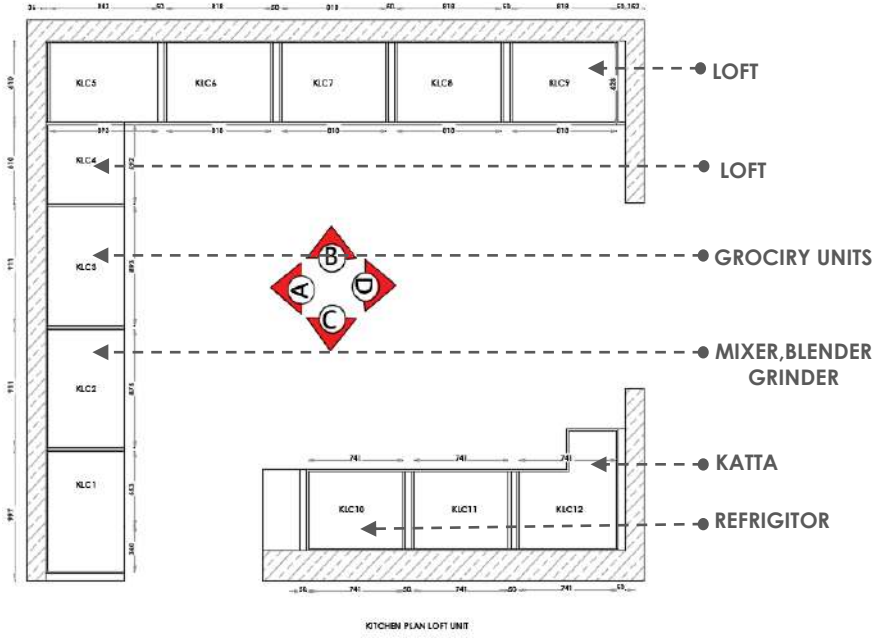
LOFT
LOFT
GROCIRY UNITS
MIXER,BLENDER GRINDER
KATTA
REFRIGITOR
KITCHEN PLAN LOFT UNIT





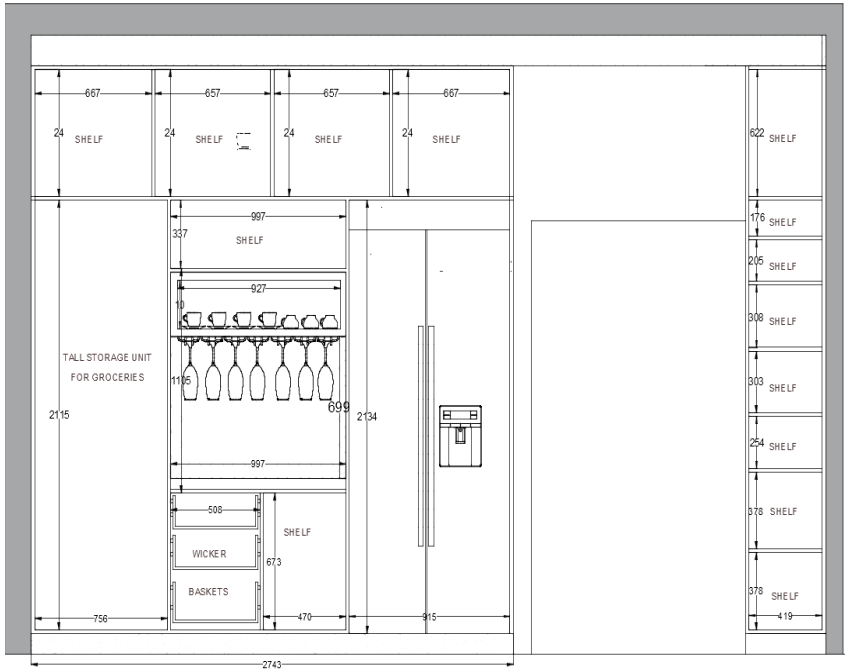





SECTATION C-C`

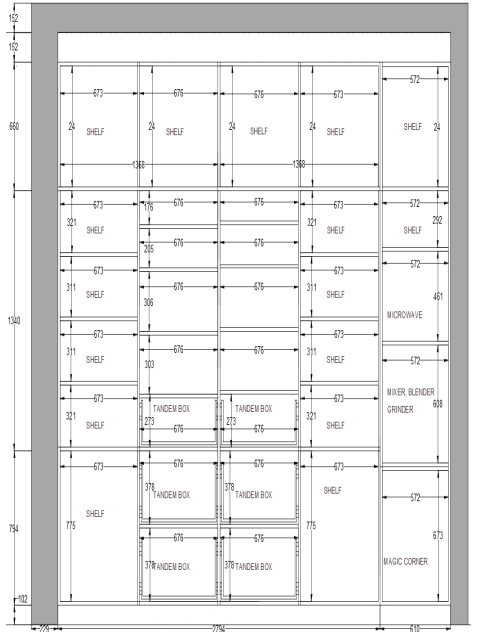

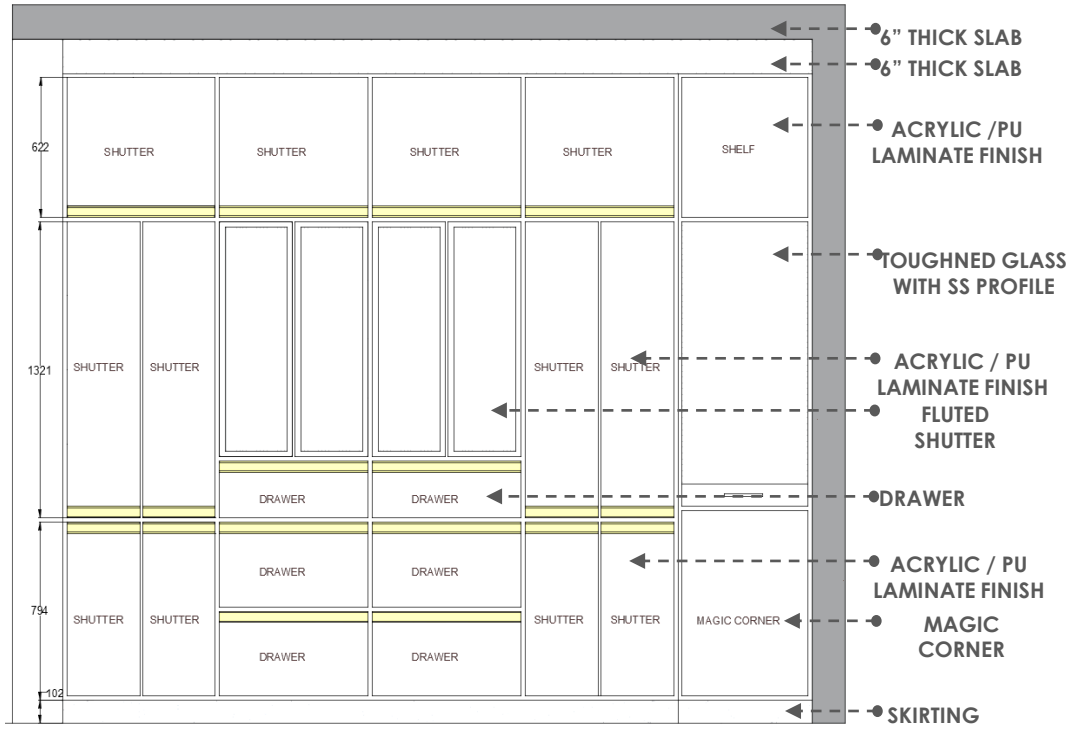









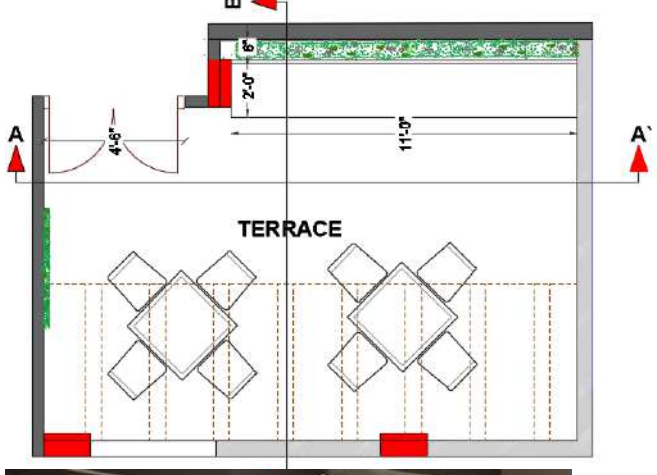
A
A`
TERRACE
4'-6"
11'-0"
2'-0"
6"





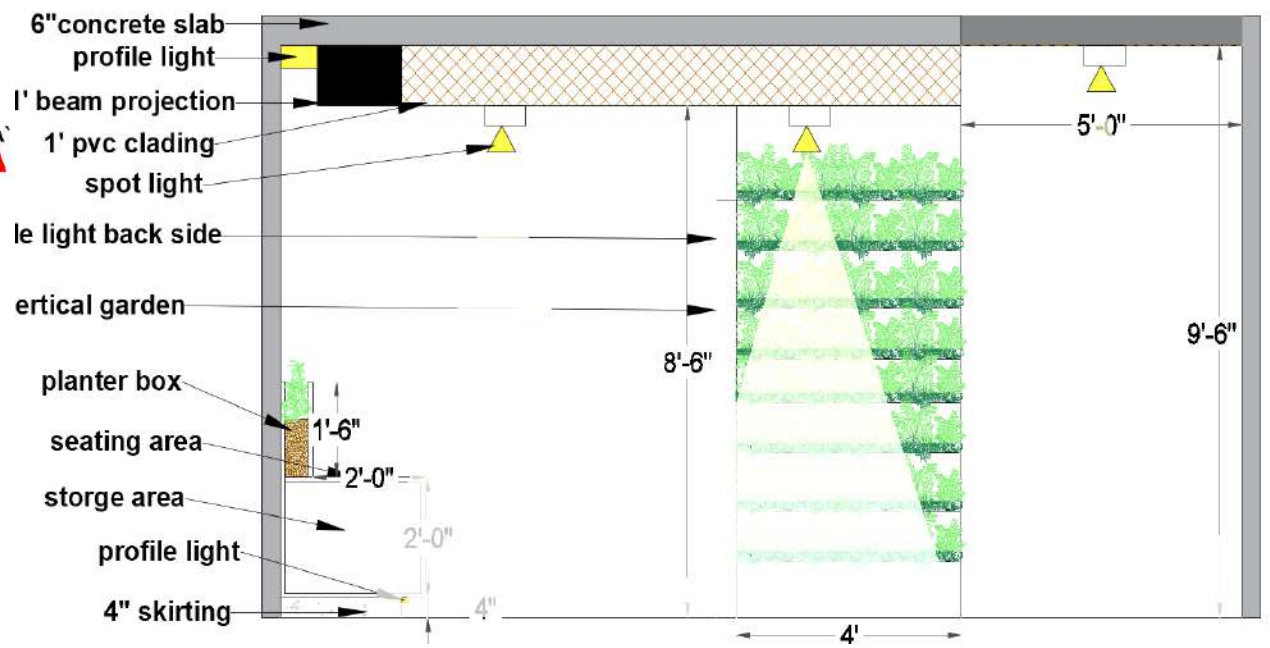
6"concrete slab
profile light
l' beam projection
1' pvc clading
spot light
le light back side
ertical garden
planter box
seating area
storge area
profile light
4" skirting
1'-6"
2'-0"
2'-0"
4"
8'-6"
5'-0"
9'-6"
4'

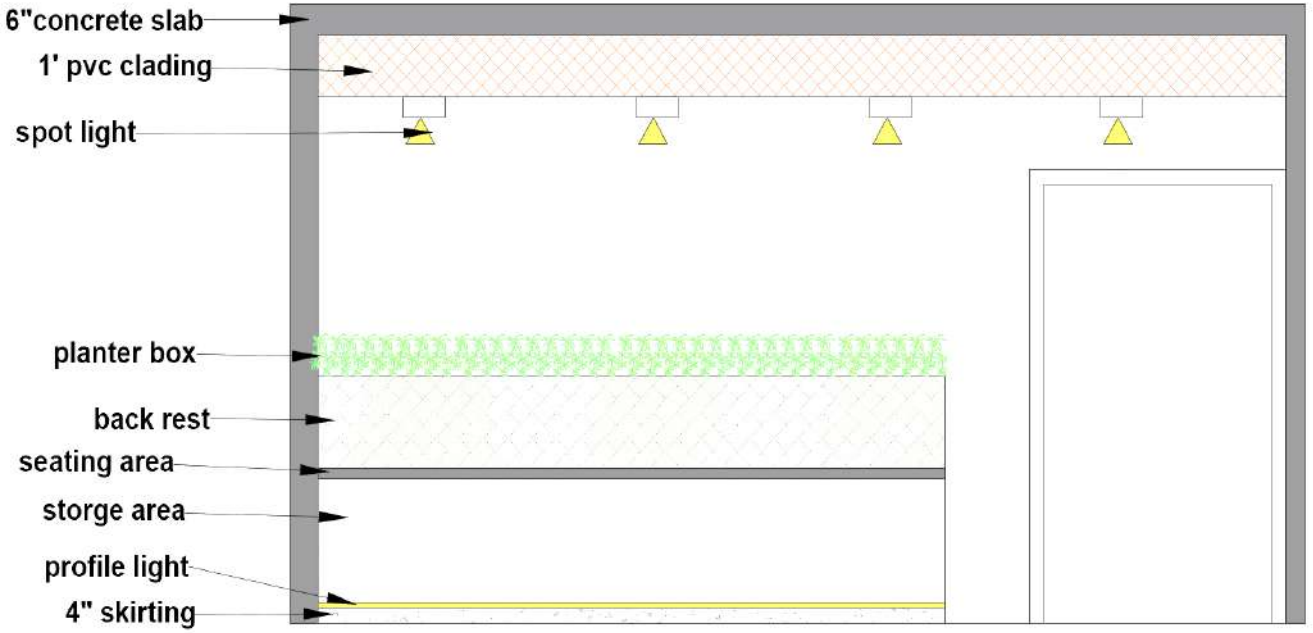
6"concrete slab
1' pvc clading
spot light
planter box
back rest
seating area
storge area
profile light
4" skirting





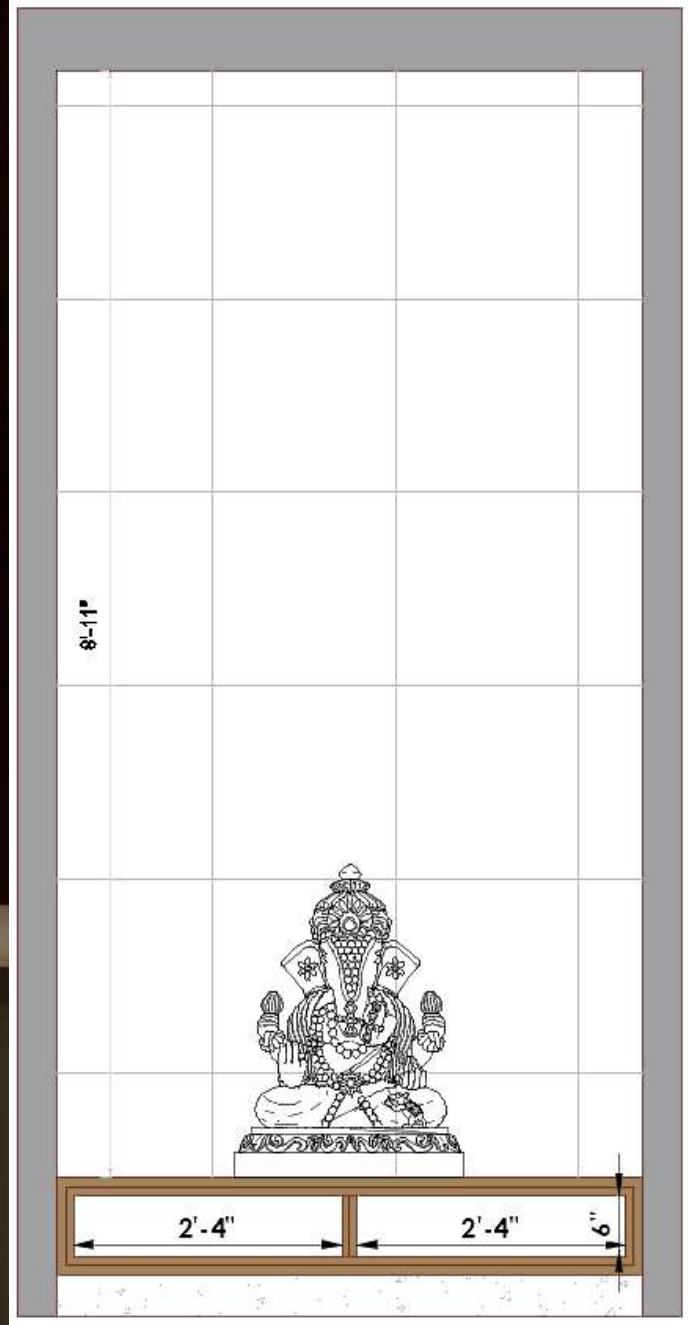
8'-11"
2'-4"
2'-4"
6"



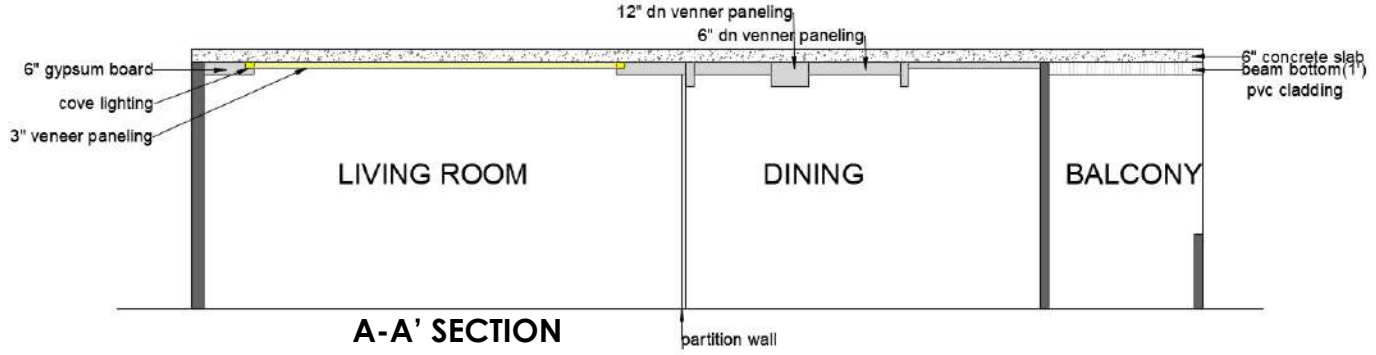

A-A' SECTION



B-B' SECTION

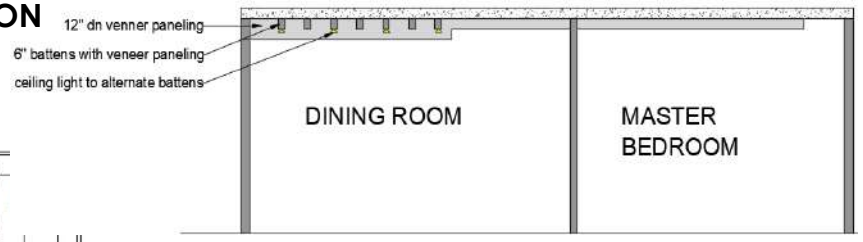

C-C' SECTION

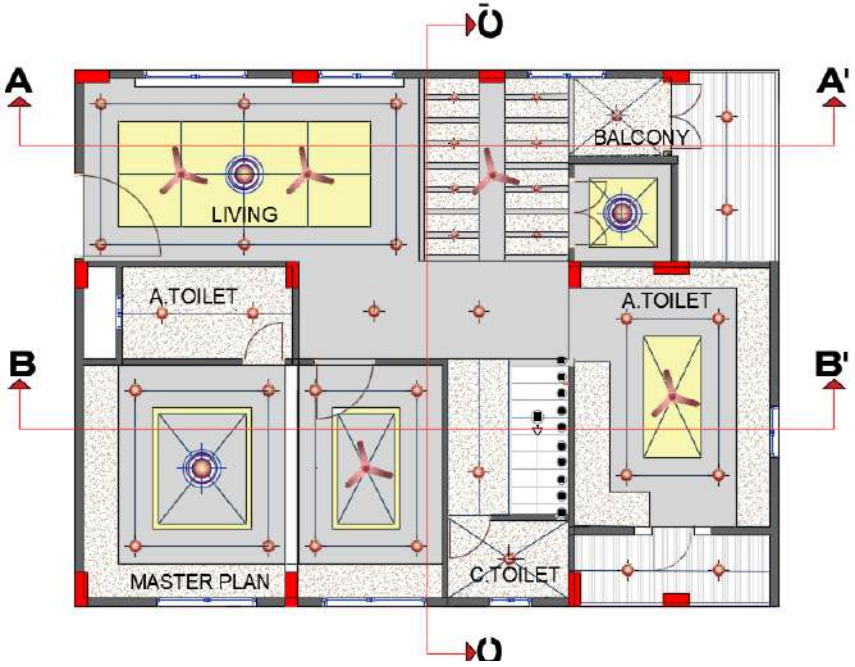

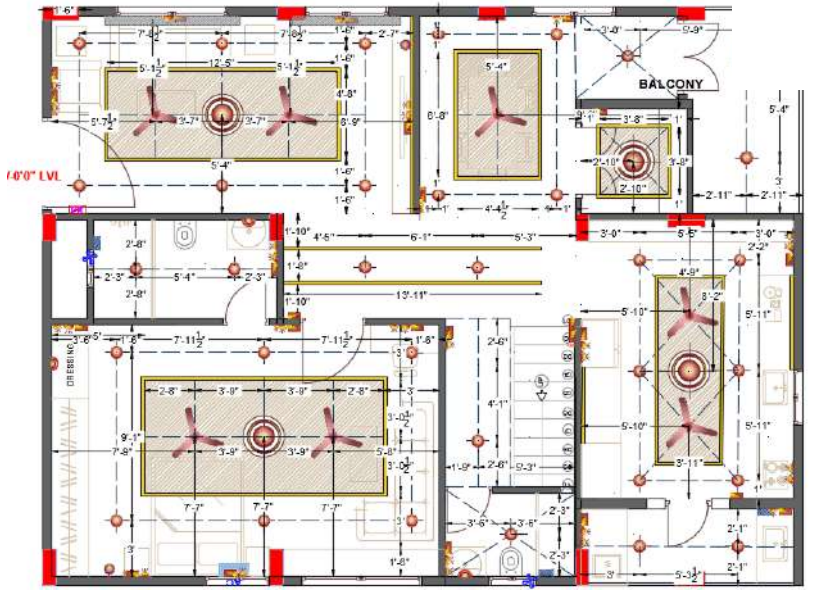





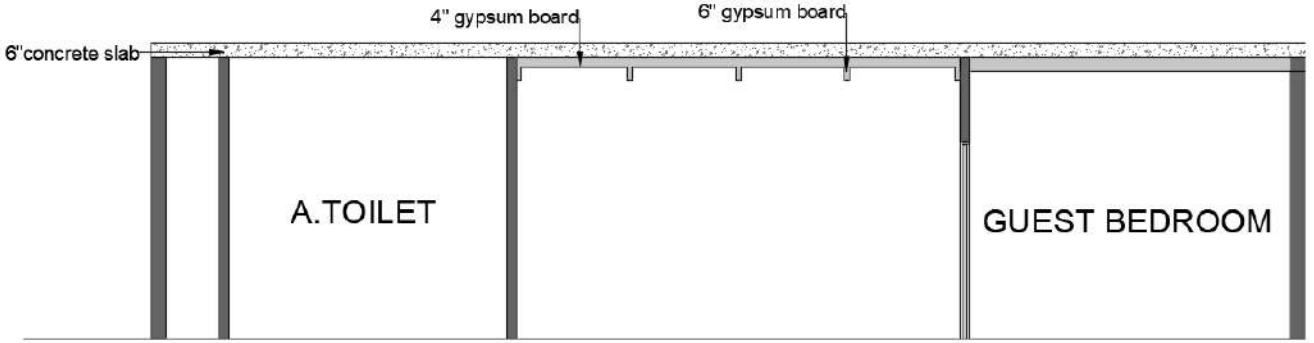

A-A' SECTION

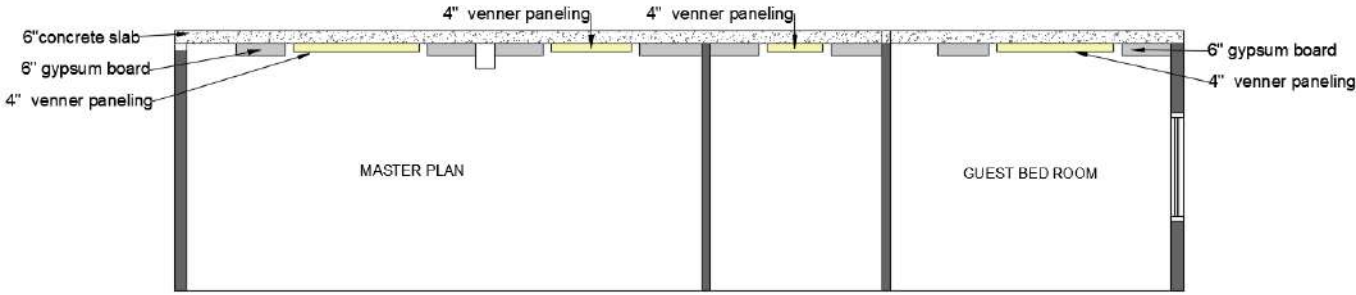

B-B' SECTION

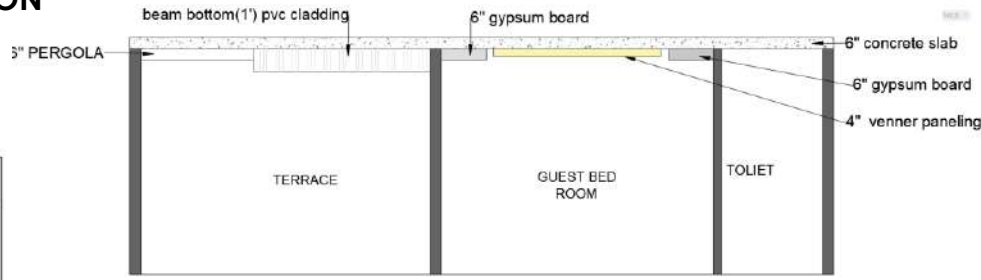

C-C' SECTION

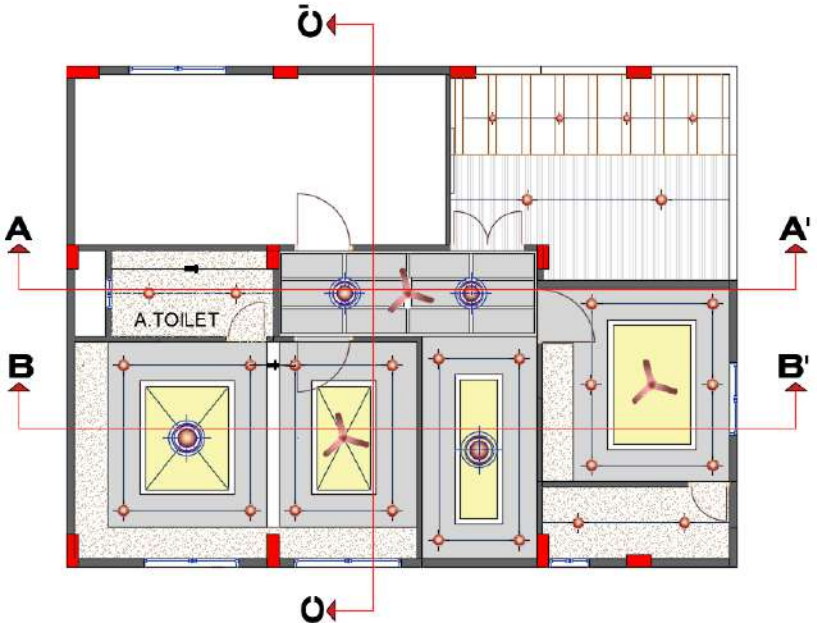

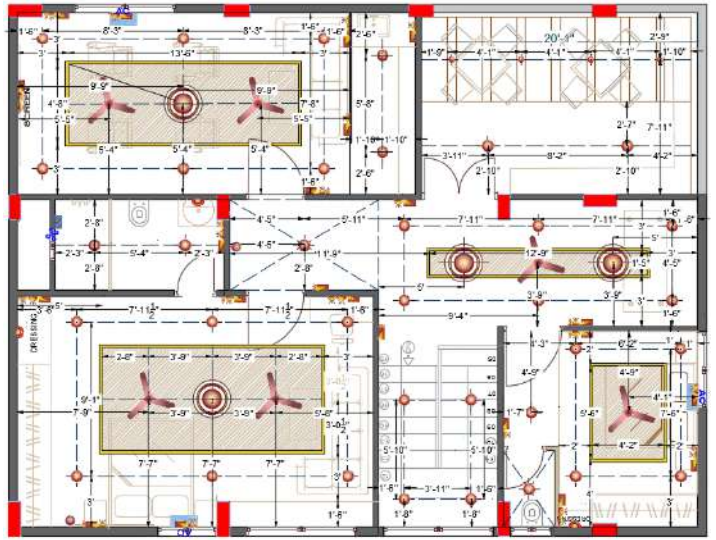




















DESIGN NO : MJC-AO
PRICE : 1950/-
DESIGNA
























ಅಯೋಧ್ಯ
ದೇಸಿ ರಸೋಯಿ
ayodhya Desi Rasoi
Stay hungry
WORLD FOOD DAY

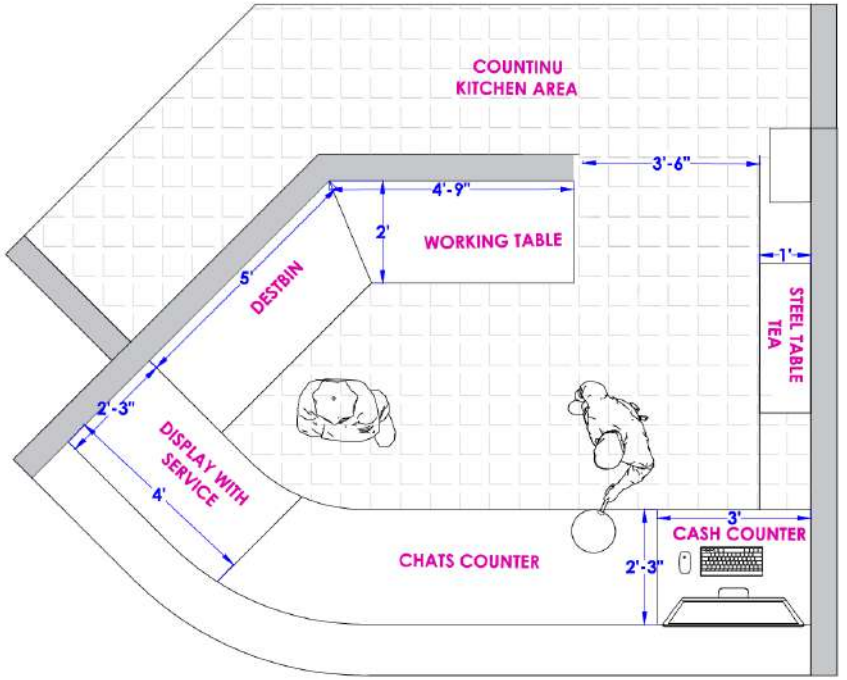
COUNTINU
KITCHEN AREA
3'-6"
4'-9"
2'
WORKING TABLE
1'
STEEL TABLE
TEA
5'
DESTBIN
2'-3"
DISPLAY WITH
SERVICE
4'
3'
CASH COUNTER
CHATS COUNTER
2'-3"

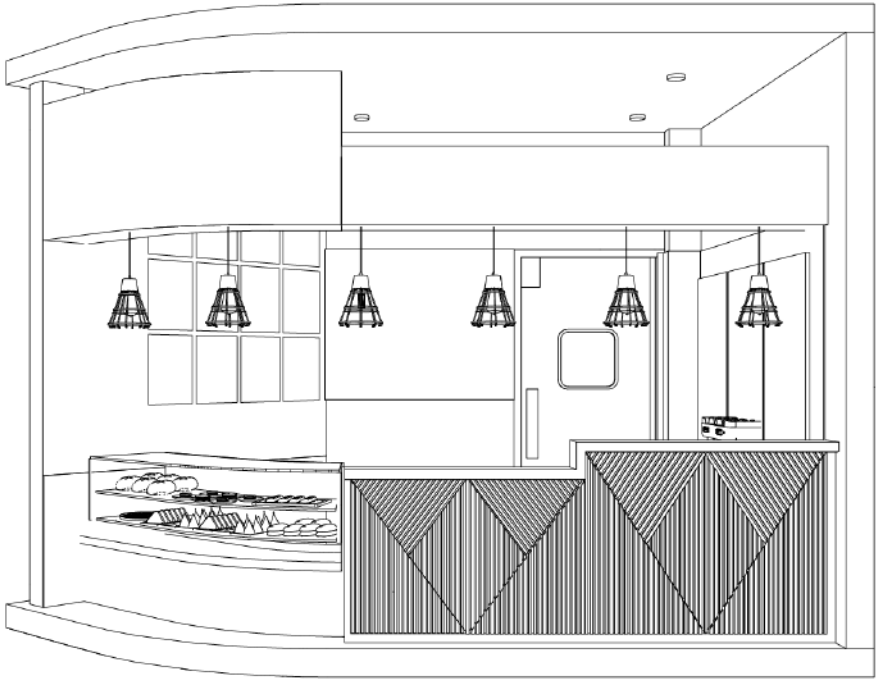

CAFE















LIVINGROOM3D







LIVINGROOM3D






Home [lar].





M.BEDROOM 3D

M.BEDROOM 3D



M.BEDROOM 3D









M.BEDROOM 3D










nostalgie























KITCHEN&DINNING





KITCHEN&DINNING





KITCHEN&DINNING





LIVINGAREA





KITCHEN & DINNING



M.BEDROOM





M.BEDROOM









M.BEDROOM





M.BEDROOM





















M.BEDROOM





BEDROOM





BEDROOM





BEDROOM





BEDROOM









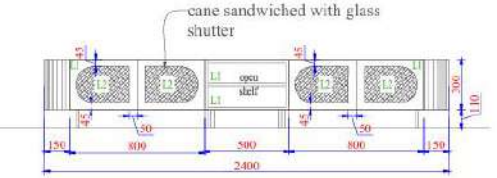

2 ELEVATION TV UNIT

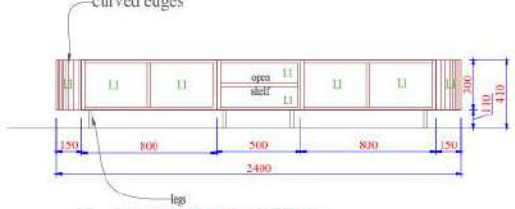

3 INTERNAL ELEVATION TV UNIT

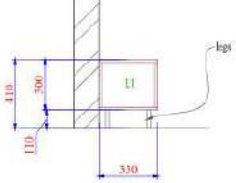

4 SECTION TV UNIT

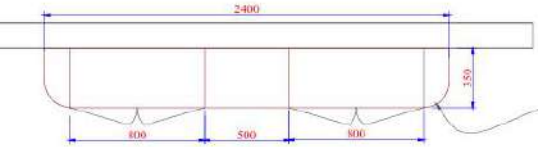

curved edges

1 KEY PLAN TV UNIT





JWF 1637 CHESTNUT

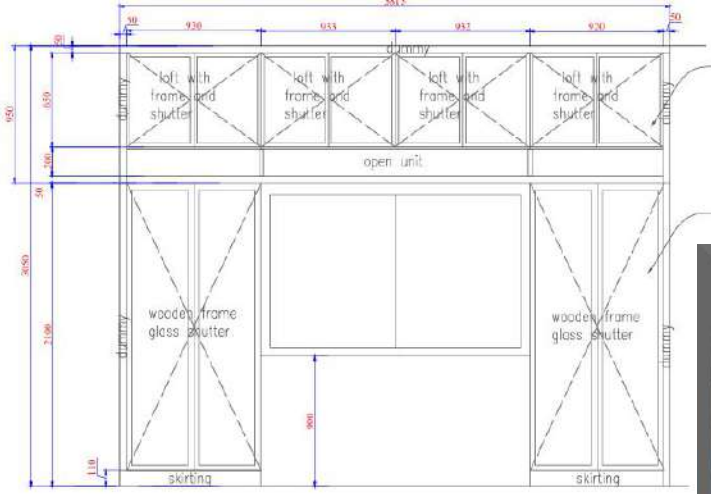

2 ELEVATION LIBRARY UNIT







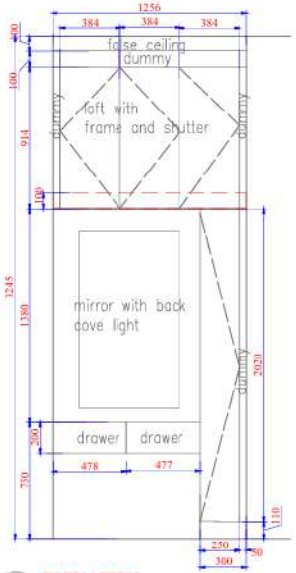

2 ELEVATION DRESSING

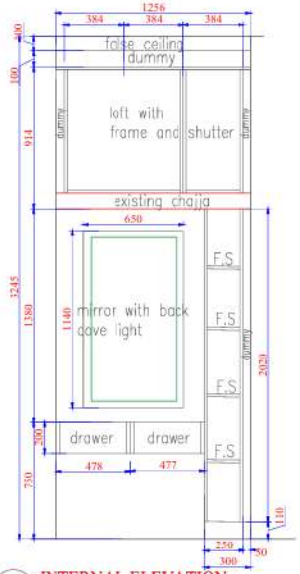

3 INTERNAL ELEVATION DRESSING

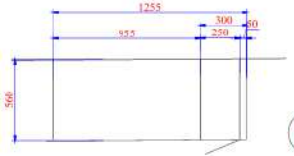

1 KEY PLAN DRESSING



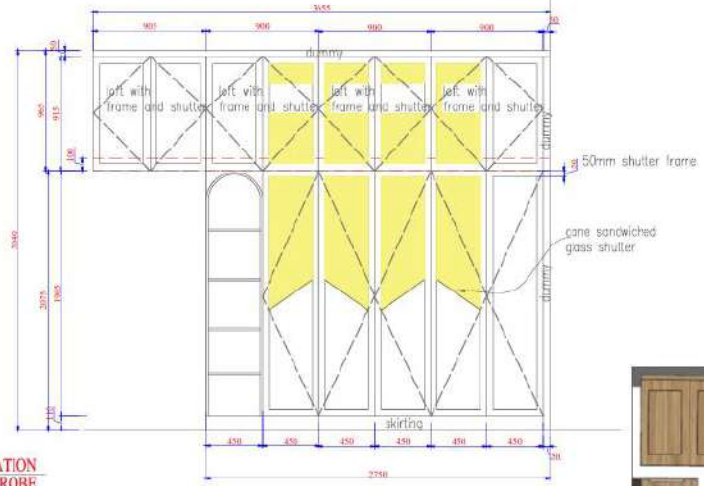

2 ELEVATION WARDROBE

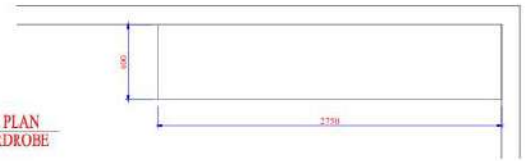

1 KEY PLAN WARDROBE



inner laminate
manilam- F-382 GREY TEXTILE



JWF 1637 CHESTNUT









LIVING&KITCHEN





























LIVING


EERO
SAARINEN
EERO SAARINEN
























TITAN
BE STORNGER




WORK OUT


TITAN
BE STORNGER

LIVE CASE STUDY GANGENAHALLI

AFFORDABLE HOUSING

LIVE CASE STUDY

ABOUT BANGLORE

Bangalore is known as the 'Silicon Valley of India' because of its role as the nation's leading software exporter as well as being a major semiconductor hub. Several state-owned aerospace and defence organisations are located in the city



LALBAGH BOTANICAL GARDEN



ISKCON TEMPLE





VIDHANSOUDHA



NANDI HILLS

LOCATION AND OVERVIEW

- The Ministry of Housing and Urban Affairs (MoHUA) is implementing Pradhan Mantri Awas Yojana-Urban (PMAY-U) Mission, one of the largest public housing programs in the world, with a goal of providing all weather pucca houses to all eligible urban families by 2022. Against an assessed demand of 1.12 crore houses, so far over 1.08 crore have been sanctioned; out of this over 72 lakh have been grounded for construction and nearly 42 lakh have been completed and delivered to the beneficiaries.
- Under PMAY(U), a Technology Sub-Mission (TSM) has been set up with an aim to provide sustainable technological solutions for faster & cost-effective construction of houses suiting to geo-climatic country". TSM promotes adoption of modern, innovative & green technologies and building material for faster and quality construction of houses. It also facilitates for preparation and adoption of layout designs and building plans suitable for various geo-climatic zones.







FORMATATION OF AFFORDABLE HOUSING PROJECT VISITED IN THE SITE



INDIAMAP



KARNATAKA



BANGLORE

LOCATION - survey 74,and 75/76,yeshavanthapura hobli, bengaluru north.

APPROACH ROAD WIDTH- 12.50m

EXISTING INFRASTRUCTURE FACILITIES-

a. BMTC distance at 700 m
b. Main road 700 m
c. Educational institution 2.5 kms
d. Public health care oenters 5.1 kms.

Descriptions

- Entry though 7.50 m pedestrian road into the house.
- Living room leads to a 2.41m wide which gives access to the toilet/bath. Which helps to maintain the privacy.
- Bedroom and living room have our own source of light and ventilation through 1.5 m wide window.
- It has cross ventilation but light is getting through internal road.
- Kitchen is well plan edith as good light.
- Kitchen and utility is closed and it's very nice because it's maintaining the privacy and is easy to use the utility area.
- the utility wc/ bath gating properlight. Living /bedro good access of light and air.
- There is cross ventilation.

PARKING STATEMENT:-

PARKING REQUIRED:

ALL UNITS ARE < 50.00 SQM : 1 CAR PER 6 UNITS =	931 UNITS / 6	= 156 CARS
VISITORS PARKING @10%	= 156x10%	= 16 CARS
TOTAL CAR PARKING REQUIRED		= 172 CARS

PARKING PROVIDED:

1. COVERED PARKING AT GROUND FLOOR	= 36 CARS
2. SURFACE PARKING	234 CARS
TOTAL CAR PARKING PROVIDED	= 270 CARS

AREA STATEMENT IN SQM

A - TOTAL PLOT AREA	(5.14785 - 89.00.67.142) = 20,234.00
B - PROPOSED ROAD WIDENING CARVE	244.26
C - C.A. SITE AREA	1,211.82
D - NET PLOT AREA (GROUND COVERAGE - (A - B))	18,033.92 - (244.26 + 1,211.82) = 17,577.84
E - NET PLOT AREA FOR FAR - (A - C)	18,033.92 - (1,211.82 + 244.26) = 16,577.84
F - TOTAL BUILT UP AREA	44,679.34
G - GROUND COVERAGE AREA	1,810.00+452.53+1,670.56
FAR PERMISSIBLE	5.00
FAR ACHIEVED = F / E	(44679.34 / 20233.92) = 2.20
GROUND COVERAGE ALLOWED	50%
GROUND COVERAGE ACHIEVED = (G / E) X 100	(3933.56 / 20233.92) X 100 = 19.44%

AREA & LAND USE ANALYSIS

S.No.	DESCRIPTION	AS PER ZR AREA in SQM	%	AS PER PLAN AREA in SQM	%
1	TOTAL PLOT AREA			20,234.00	100%
2	ROAD WIDENING AREA			244.26	1.20%
3	CIVIC AMENITIES	1011.70	5%	1,011.82	5%
4	PARK AREA	2023.40	10%	2,023.50	10%

AREA CALCULATIONS

SL NO.	BUILDING NAME	FLOORS	GROSS AREA	DEDUCTIONS SHAFTS & VOIDS	BUILT UP AREA	NON-FAR AREA	NET F.A.R AREA	NO. OF UNITS	NO. OF CARS
			SQM	SQM	SQM	SQM	SQM	NOS	NOS
A	BLOCK - A (1 BHK)	GROUND FLOOR	2819.05	8.00	2811.05	2113.84	697.21	16	30
		FIRST FLOOR	2819.05	8.00	2811.05	146.60	2664.45	60	
		SECOND FLOOR	2875.88	8.00	2867.88	146.60	2721.28	60	
		THIRD FLOOR	2875.88	8.00	2867.88	146.60	2721.28	60	
		FOURTH FLOOR	2875.88	8.00	2867.88	146.60	2721.28	60	
		FIFTH FLOOR	2875.88	8.00	2867.88	146.60	2721.28	60	
		SIXTH FLOOR	2875.88	8.00	2867.88	146.60	2721.28	60	
		SEVENTH FLOOR	2875.88	8.00	2867.88	146.60	2721.28	60	
		EIGHTH FLOOR	2875.88	8.00	2867.88	146.60	2721.28	60	
		NINTH FLOOR	2875.88	8.00	2867.88	146.60	2721.28	60	
		TENTH FLOOR	2875.88	8.00	2867.88	146.60	2721.28	60	
		ELEVENTH FLOOR	2875.88	8.00	2867.88	146.60	2721.28	60	
		TWELVETH FLOOR	2875.88	8.00	2867.88	146.60	2721.28	60	
		THIRTEENTH FLOOR	2875.88	8.00	2867.88	152.98	2714.90	60	
		TERRACE FLOOR	293.54		293.54	293.54			
		TOTAL A-BLOCK	40442.20	112.00	40330.20	4319.56	36010.64	796	30
B	BLOCK - B (2 BHK)	GROUND FLOOR	851.51	4.02	847.49	655.72	191.77	3	6
		FIRST FLOOR	825.26	4.02	821.24	50.61	770.63	12	
		SECOND FLOOR	825.26	4.02	821.24	50.61	770.63	12	
		THIRD FLOOR	825.26	4.02	821.24	50.61	770.63	12	
		FOURTH FLOOR	825.26	4.02	821.24	50.61	770.63	12	
		FIFTH FLOOR	825.26	4.02	821.24	50.61	770.63	12	
		SIXTH FLOOR	825.26	4.02	821.24	50.61	770.63	12	
		SEVENTH FLOOR	825.26	4.02	821.24	50.61	770.63	12	
		EIGHTH FLOOR	825.26	4.02	821.24	50.61	770.63	12	
		NINTH FLOOR	825.26	4.02	821.24	50.61	770.63	12	
		TENTH FLOOR	825.26	4.02	821.24	50.61	770.63	12	
		ELEVENTH FLOOR	825.26	4.02	821.24	50.61	770.63	12	
		TERRACE FLOOR	106.16		106.16	106.16			
		TOTAL B-BLOCK	10035.53	48.24	9987.29	1318.59	8668.70	135	6
GRAND TOTAL (A+B)			50477.73	160.24	50317.49	5638.15	44679.34	931	36



MAIN ROAD 2.3 KM



LIVE SITE









Parking



COCONUT TREE



ALMOND TREE



2BHK

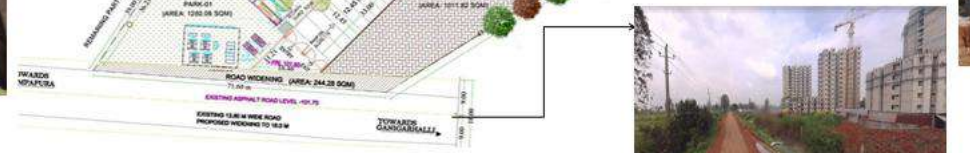

MASTER PLAN



GUL MOHAR

MAIN ROAD





1BHK

SITE MAIN ROAD

Site has been covered ten residence in total area 6 aor

ABOUT SITE

- The site is rectangular measuring total area covered 6 acre.
- It has open gathering space in central space of the site and also using road way.
- Internal road is 7.50 mts wide.
- Area available for development 24289.63 m.sq(6 acres) Zonal regulation BBMP
- Permissible FAR 2.25
- Net area available for development after deducting CA land 23075.15m.sq . Set back 11.0m
- No of blocks 6 no of block { type -2 bed dwelling unit} , 3 no of block {type – 2 bed dwelling unit}
- total no of houses 840 No 1 BHK units 300 No2BHK units 1.40 unit of 6 block of 1 bed dwelling units 100 units of 3 blocks of 3 blocks of 2 bed dwelling unit.
- Carpet area of each unit 30 m.sq for 1 bhk , 45 m.sq for 2 bhk.
- Super built up area 47 m.sq for 1 bhk 63.40 m.sq for 2 bhk.
- Vehicle parking 394 parking (144 closed parking , 520 open parking) required 684 nos.
- Stilt floor area 5855.04 m sq. Total built up area 64957.08 m.sq. .C.A area 1214.48 m.sq.
- Park & open space 6218.20 m.sq (25.60 %)
- Road area 7143.75 m.sq (29.42 %) . Ground coverage 25.83 % < 50 % . FAR 2.29 > 2.25



SITE PLAN

DHANASHRI
2MB18AT005



1BHK HOUSING













A brown and cream theme works best inWhile being aneutral color for regions with cold climate, such as Russiablending,it's brightness lightens up a and Siberia, where dust and air pollutionspace,purity cleanliness and virtue. levels are quite low.

WHAT IS MIVAN FORMWORK

It is an advanced version for the formwork of structural elements like columns, walls, and slabs. These are manufactured from lightweight extruded aluminum. These are easy to use and helpful in making construction projects faster. These are mainly using for typical floors in high-rise buildings and mass housing projects.





- Mivan shuttering is a fast-paced construction technique which offers strength and durability to a building by use of aluminium formworks. It is much quicker than the traditional beam, column, and brick constructio
- The finishing on the structures is smoother in Mivan system which makes the structure up to 30 per cent more durable than the conventional construction system.





ADVANTAGES AND DISADVANTAGES OF MIVAN SHUTTERING

ADVANTAGES:

- Mivan Formwork requires relatively less labor
- Faster completion of floors
- Lesser number of joints and reduced leakages
- Smooth finishing of wall and slab
- Low maintenance
- More seismic resistance
- Huge carpet area
- Good quality construction work
- Faster completion
- No need for plastering



DISADVANTAGES:

- Alignment maintenance needs skilled laborers
- Initial setup takes time
- It is expensive and used for typical floors only
- It needs skilled labors for alignment maintenance
- Construction joints should be set properly
- Leakage issue like seepage, leakages during monsoon0



2 BHK HOUSING









GROUND WATER REACHARGE PIT DETAILS







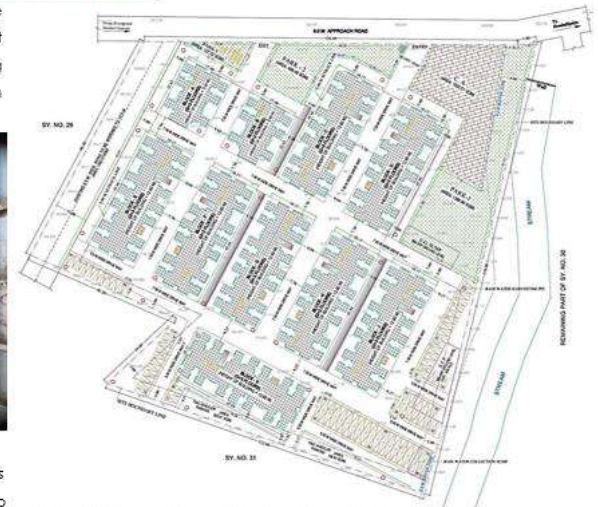



LOCATION - survey 74,and 75/76,yeshavanthapura hobli, bengaluru north.

APPROACH ROAD WIDTH - 12.50m

EXISTING INFRASTRUCTURE FACILITIES -

a. BMTC distance at 700 m
b. Main road 700 m
c. Educational institution 2.5 kms
d. Public health care centers 5.1 kms.













CONCLUSION

- This project of the analysis shows how to the evolution of land develop in urban context
- Case studies can assist in data collection in cultural context and accommodate in direct observation of the variables analysed in the early stages of research,
- We also find that the land techniques used by the city development has successfully promoted but has also contributed to speculative land price appriciation.
- They widely alephed by allot the interested to provide of Stakeholiets Socio se namic & Most importantly provide public benefits, to improvesthe interactions pace.
- Windows openings provide adequate Ventileations & rain protution fast the openinigs.
- Construction materials of local translation.
- Ervice area forms a separate unit awayfrom the living generator.
- They have been developed other Construction method which core cheaper & more efficient,although Many of the Construction technique wea it in the modern arenitecture

DESIGN ACTION

- Common entry and exit.
- Create rainwater harvesting system.
- Use material and technique that will serve for thermal insulation to reduce the heat gain.
- It can be also deal with the hight / low budget so people can buy easily for their convince budget.
- Buildings also must be functional, safe, and economical and must suit the needs of the people who usethem.
- The building materials must be functionaly for intended purposes of the building context.

AFFORDABLE HOUSING

SITE ANALYSIS

6.1 SITE ANLYSIS



- Name : gangenahalli
- State : karnataka
- District : bangiore
- Area : 6 acer
- Assembly contituency : yesnvantnapura
- Pariament constituency : banaluru north
- Nearest town : nelamangala(14km)
- **Gangenahalli** village is located in Bangalore South taluka of Bangalore district in Karnataka,



- According to Census 2011 information the location code or village code of Gangenahalli village is 612962. Gangenahalli village is located in Bangalore South taluka of Bangalore district in Karnataka, India.
- The total geographical area of village is 361.05 hectares
- **The site is covered with 6.9 acres and required built up area is 6 acres**

❖ DEMOGRAPHICS

Total population 764



There are about 162 houses in gangenahalli

378 386

Literacy Total population 61.39%

71.96% 51.04 %

❖ CLIMATE

- Bangalore has a tropical savanna climate with distinct wet and dry seasons. Due to its high elevation, Bangalore usually enjoys a more moderate climate throughout the year, although occasional heat waves can make summer.
- RAINFALL The primary rainy season is from June to October when Bangaluru receives rain from the South-West Monsoon. In this period, the city is vulnerable to floods
- the city recording annual rainfall of 1,658.6 mm in 2022
- SOIL Red loamy soil and lateritic soil. Laterite soils occur on undulating terrain forming plain to gently sloping topography of peninsular gneissic region
- soil is obtained from the weathering of granite and gneiss. It contains iron oxides and hence it is red in colour.



The Peninsular Gneissic Complex (PGC) is the most dominant rock unit in the area and includes granites, gneisses and migmatites, while the soils of Bangalore consist of red laterite and red, fine loamy to clayey soils. Vegetation in the city is primarily in the form of large deciduous canopy and minority coconut trees.

The Karaga Festival is held at the Dharmaraya Swamy Temple in Bangalore. Just after dusk on the Karaga day between March and April, a priest dressed in female attire leads a spectacular procession, to the accompaniment of dazzling swordplay by a number of dhoti-clad, bare-chested Thigalars



Gulmohar Tree

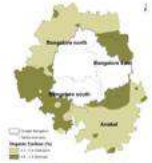

Dodda Aalada Mara



LOCATION

- survey 74,and 75/76,yeshavanthapura hobli, bengaluru north.

APPROACH ROAD WIDTH

- 12.50m

EXISTING INFRASTRUCTURE FACILITIES-

a. BMTC distance at 700 m
b. Main road
c. d 700 m
d. Educational institution 2.5 kms
e. Public health care centers 5.1 kms.

Bangiore airport – 34.7 km

Laggere new bus stand, preethy nagar – 14.2 km

Central bus stand – 18.6 km

Bangiore junction – 20.1 km

The Karaga Festival is held at the Dharmaraya Swamy Temple in Bangalore. Just after dusk on the Karaga day between March and April, a priest dressed in female attire leads a spectacular procession, to the accompaniment of dazzling swordplay by a number of dhoti-clad, bare-chested Thigalars

NEAREST LANDMARKS

- Ganigaranalli rghcl site
- chikkabanvara
- Dream casa bangalore
- Vidya Kusuma public school
- KKs trading
- Srisha residency
- Siri enclave
- Indradhanush properties pvt
- Urban aranyam
- Sri sai institute of management
- Chandra shekar Shetty property
- Bihari basti
- Quick solar water service
- m.R enterprises







- The site surrounding having huge vegetation and number trees.
- The site surrounding area is road not development but kacha road are their in the site.

❖ SITE DIMENSIONS

Primary wide road 18 m main road
Secondary road 3 m wide road
Far – 3
Ground coverage 50%



NEAR SITE WATER BODY



- Hesaraghatta Lake Bed
- Alvarakhandapura lake
- Alur Lake
- Byalakere Lake
- Chikkabanavara Lake
- Kudiregere Lake
- Abbigere Lake

SITE DETAILS

Total site area – 6 acre
Soil type – reddish pink / pinkish to brownish yellow sandy silt.



SITE TOTAL VIEW

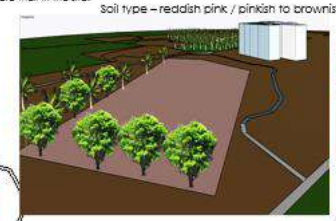

SITE EXSTING TREE







SITE HAVING OPEN AREA AND GREEN ZONE



OPEN SPACE MAP



SITE VEGETATION &MODERATE MAP





SUB ROAD

LAND&VEGETATION ROAD NETWORK MAP



MAIN ROAD

COMMERCIAL& RESIDENTIALMAP

SWOT

STRENGTH

- IT IS LOCATED TRANSPIRATION BMTC DISTANCE 700 MM.
- IT IS LOCATED IN DEVELOPING URBAN AREA HAS ABUNTANT FEATURE POTENTIAL.
- NEAR TO PUBLIC TRANSPORT.
- MAIN ROAD IS 700M
- ABUSTANT VEGETATION CREATING ITS OWN MICRO CLIMATE.
- EXISTING OFFORDBLE HOUSING MAKING IT MORE VIABLE.

WEKNESS

- TO FAR FORM THE CITY CENTERE SITE
- LOCATED UNDER DEVELOPED AREA.
- IN AN UNDER DEVELOP LOCALITY.
- LACK OF SERVICES.
- UNAVAILIBITY OF CONSTRUCTION MATERIAL NEAR BY.

OPPORTUNITY

- Can increases social acitivity.

THREAT

- No proper streets
- Absence of street,furniture,street light.
- Unsafe because of lack of social activity.

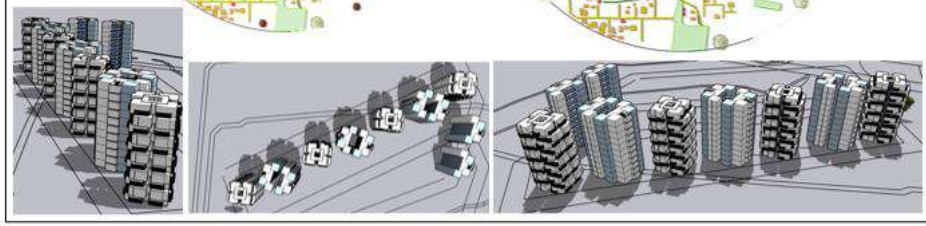

SITE PLAN

DHANASHRI
2MB18AT005

DESIGN ACTION

- The site having huge vegitation so the site having proper light shade and wind direction
- When People Using The Building They Have Proper Light And Ventilation Because I M Using Jali Brick Wall.
- The Building Having Green Vegetation OR KITCHEN GARDEN

GREEN VEGETATION MAINTENCE





BUILDING ORIENTATION



PROPER VENLATION OF THE BUILDING



BALCONY GARDEN IDEAS

CIRCULATION OFTHE BUILDING



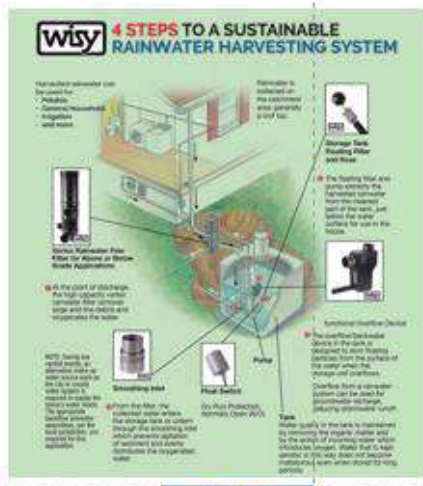







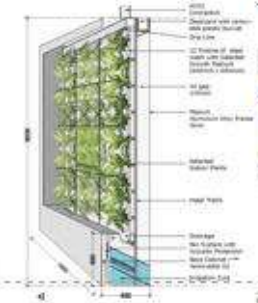





BALCONY GARDEN

JAALIS AS PLANTERS IN THE EXTERNAL FAÇADE OF CORRIDORS

THE JAALIS PROVIDE THERMAL COMFORT IN THE CORRIDORS THROUGH PASSIVE COOLING AND HENCE PROMOTE SOCIAL INTERACTION

INFERENCES

THE BUILDING ARE WELL ORIENTED TO RECEIVE MAXIMUM DAY LIGHT

ARRANGEMENT OF SPACES IN A MANNER SUCH THAT THEY DON'T CLASH INTO EACH OTHER

CAT ORIENTED IN THE EAST – WEST DIRECTION SO THAT THE EVENTS DON'T REQUIRE ANY ARTIFICIAL LIGHTING DURING THE DAY





SUSTAINABLE STRATEGY







SUSTAINABLE FEATURES



FACADE TREATMENT







Facade: jaali



Facade: vertical garden



Structure: coffered slab





1. STRENGTH & DURABILITY

Hollow bricks are durable and have high compressive strength (3.5 N/mm2). They are suitable for reinforced masonry construction where the increased strength of the unit can allow thinner wall sections to handle the same loading.

The compressive strength of hollow brick masonry depends on several factors such as unit strength, type of mortar, mortar bedding area, grouting, and thicknesses of face shells and webs.

2.LIGHTWEIGHT

Due to having hollow space, these bricks are lighter in weight than solid bricks. They are almost 40% light weighted than a solid concrete block. Hence, the dead load of the structure is thereby reduced.

3. ELECTRICAL INSTALLATION

One of the major advantages is that the presence of holes in bricks makes it easier to pass the electrical wires and plumbing fixtures through them.

4. THERMAL INSULATION

Great thermal insulator due to the presence of air in the hollow space. It helps to keep the room interior cool in summer and warm in the winter season.

5. ENERGY EFFICIENT

The thermal insulation properties of hollow bricks help to reduce energy consumption by air-conditioning or room heaters, thus saving extra spending.

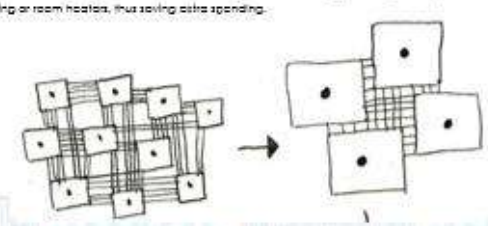

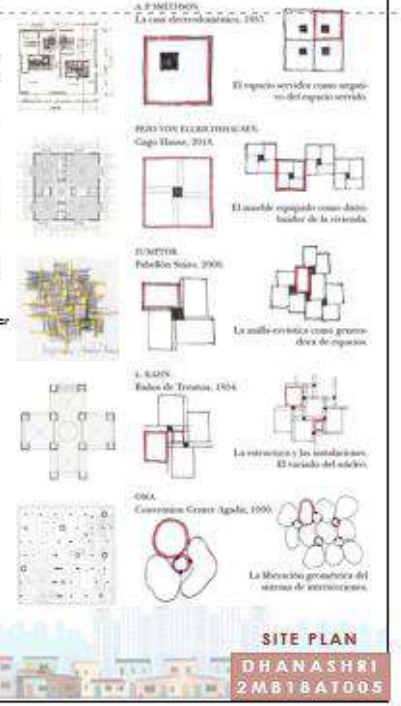

SITE PLAN

DHANASHRI
2MB18AT005


[−][Top][2D Wireframe]
MAIN R
MAIN ROAD TO ENTER THE SITE
GREEN PATH
GREEN SPACES
CIRCULATION ROAD
SERVICE ROAD
2 BHK UNIT
GREEN SPACE
1 BHK UNIT
BUILDING SERVICE
GREEN VEGETATION
SERVICE ROAD
PARKING AREA
EXIST GATE
INTRAC
1 BHK HOUSES
MASTER PLAN

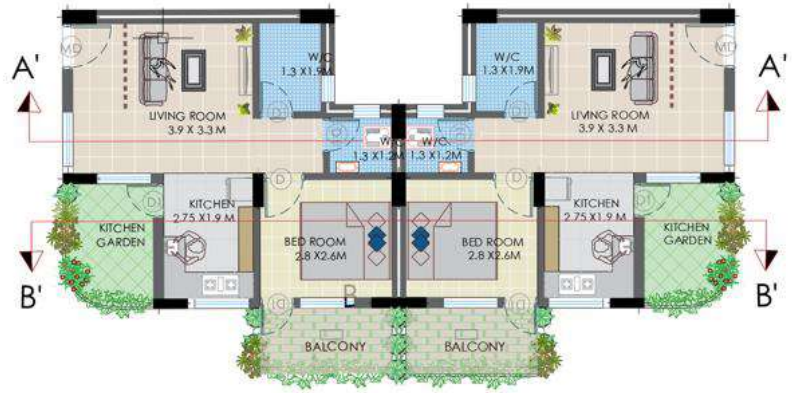

1 BHK FLOOR PLAN

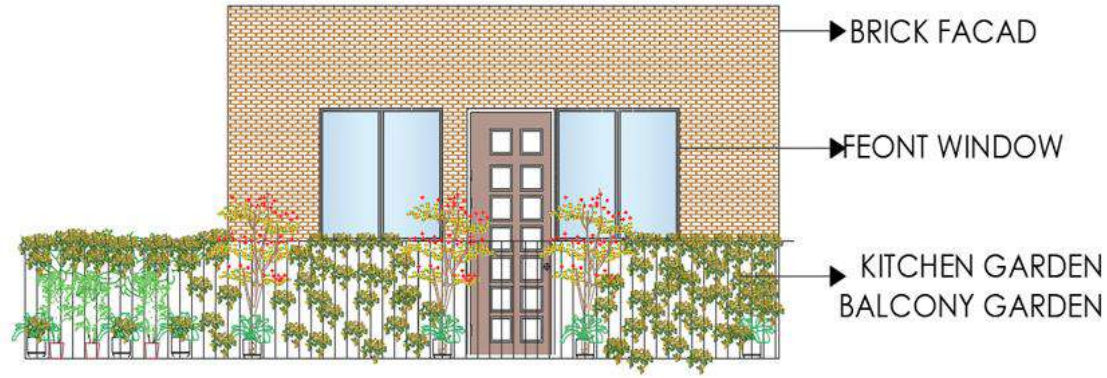

ELEVATION

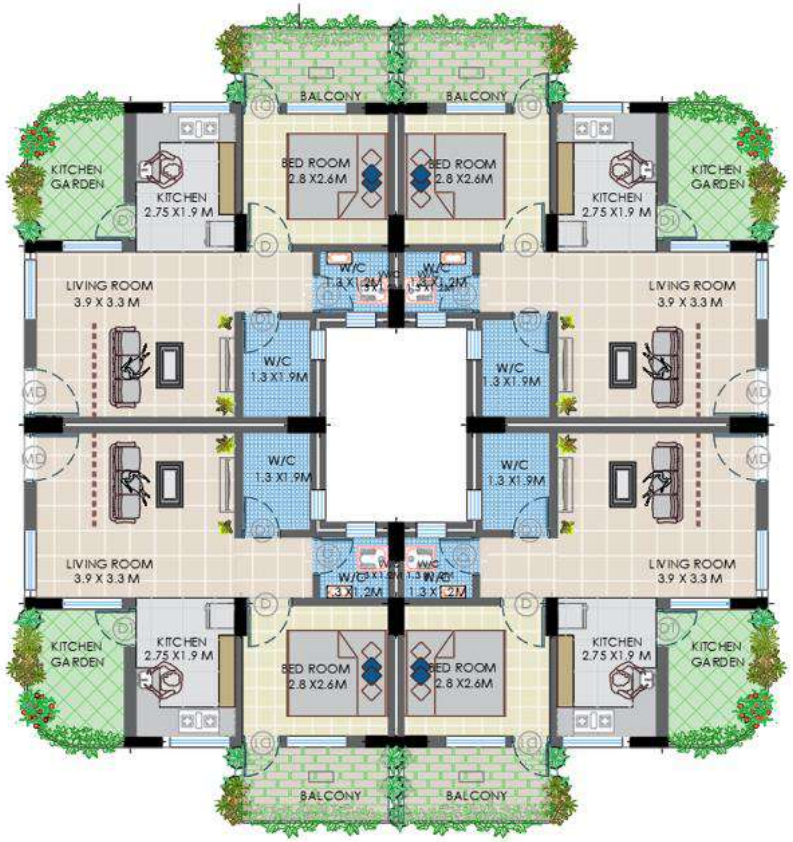

1 BHK HOUSES

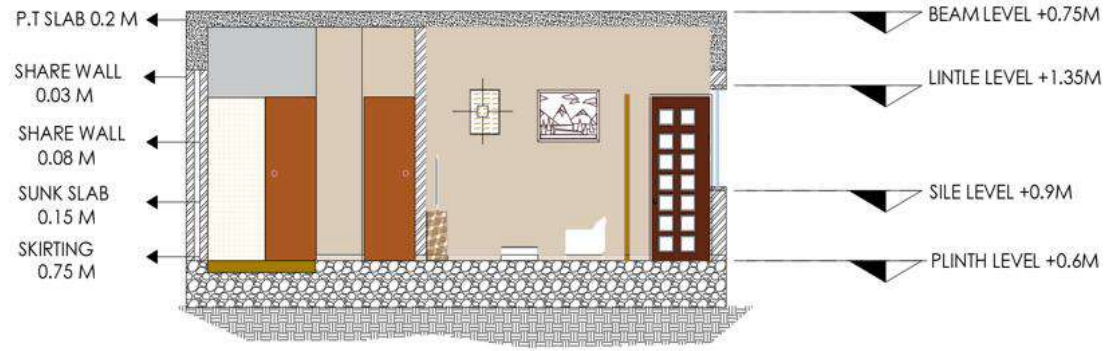

1 BHK SECTION AA`

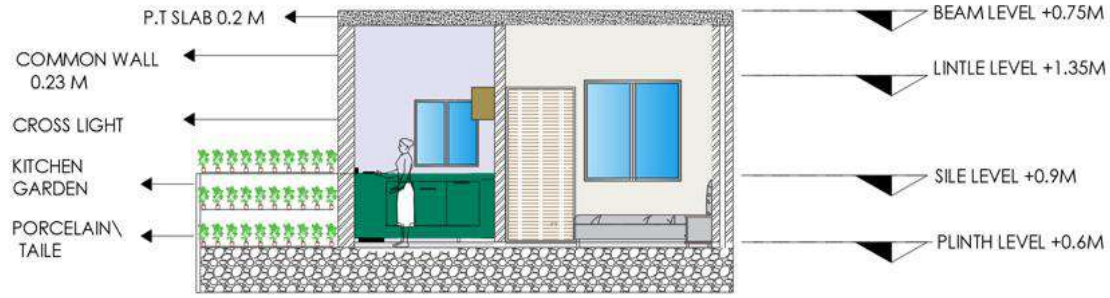

1 BHK SECTION BB`

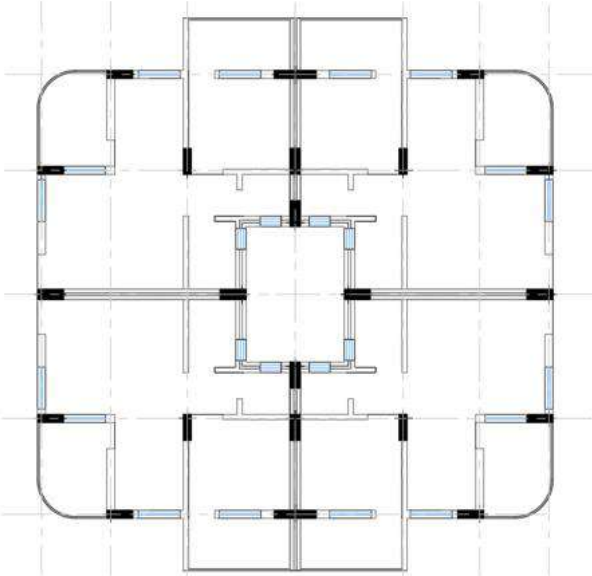

WORKING DWRING

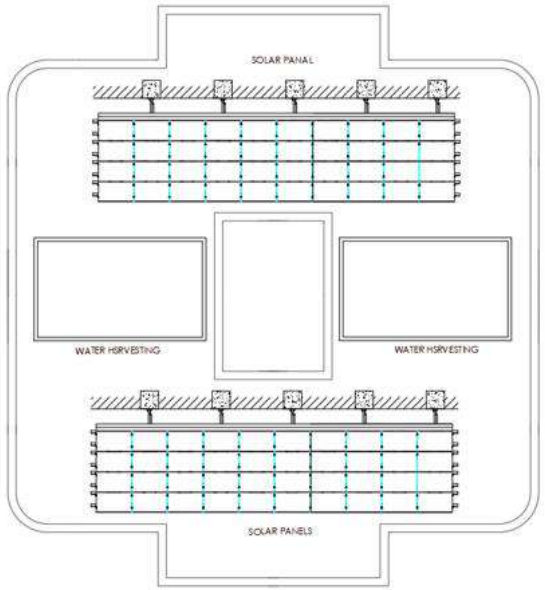

TERRACE PLAN



A A' SECTATION

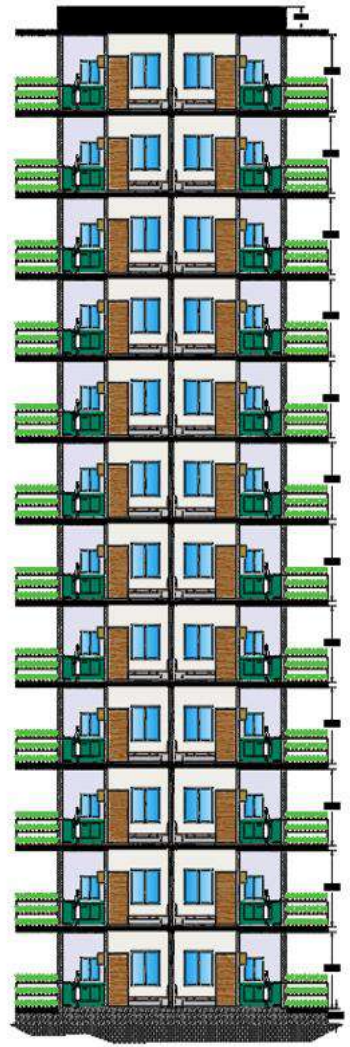

BB' SECTATION

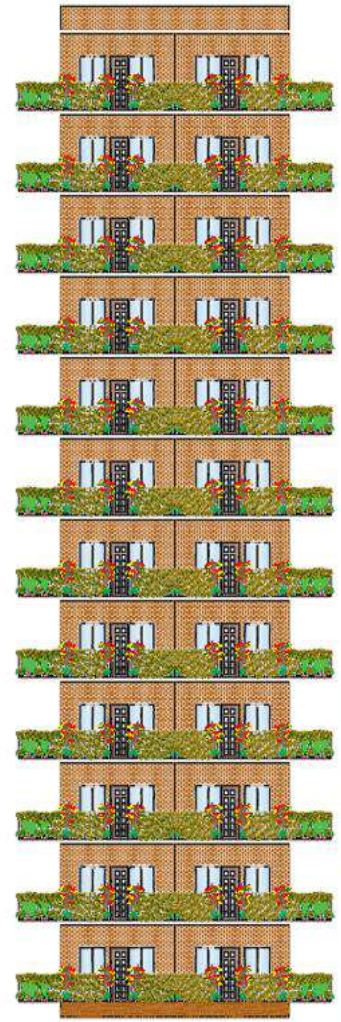

ELEVATION

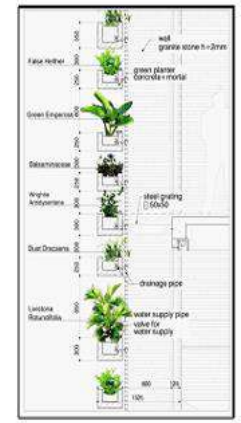

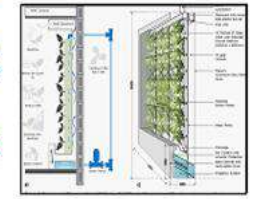





1 BHK HOUSES



2 BHK FLOOR PLAN

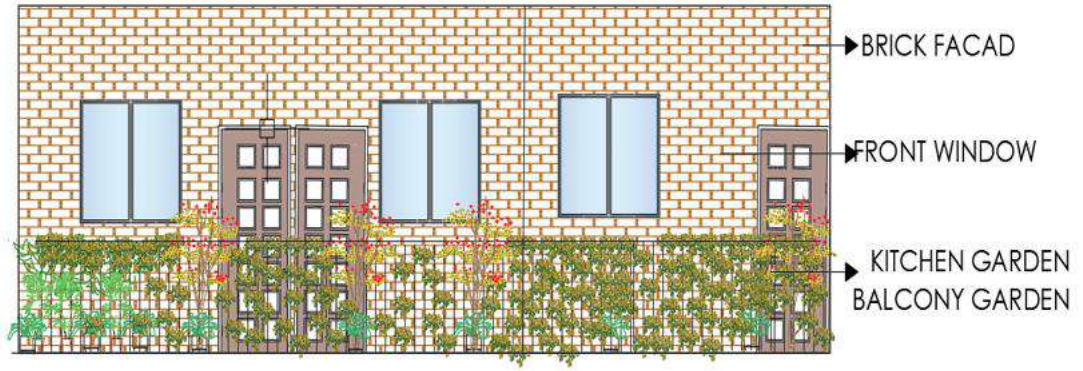

ELEVATION



2 BHK SECTION AA`

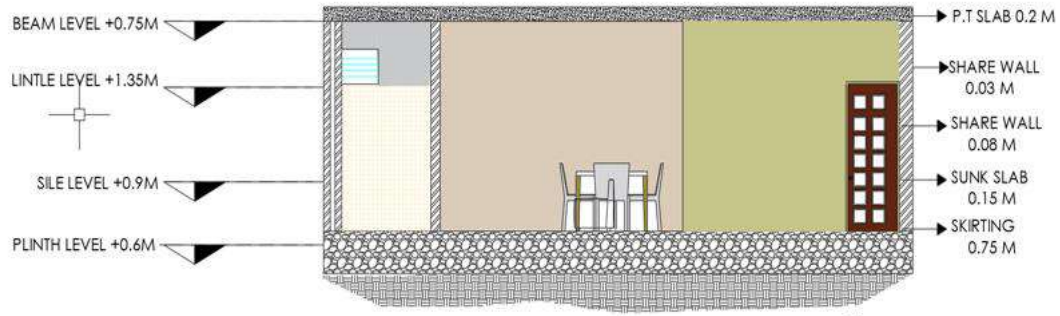

2 BHK SECTION BB`

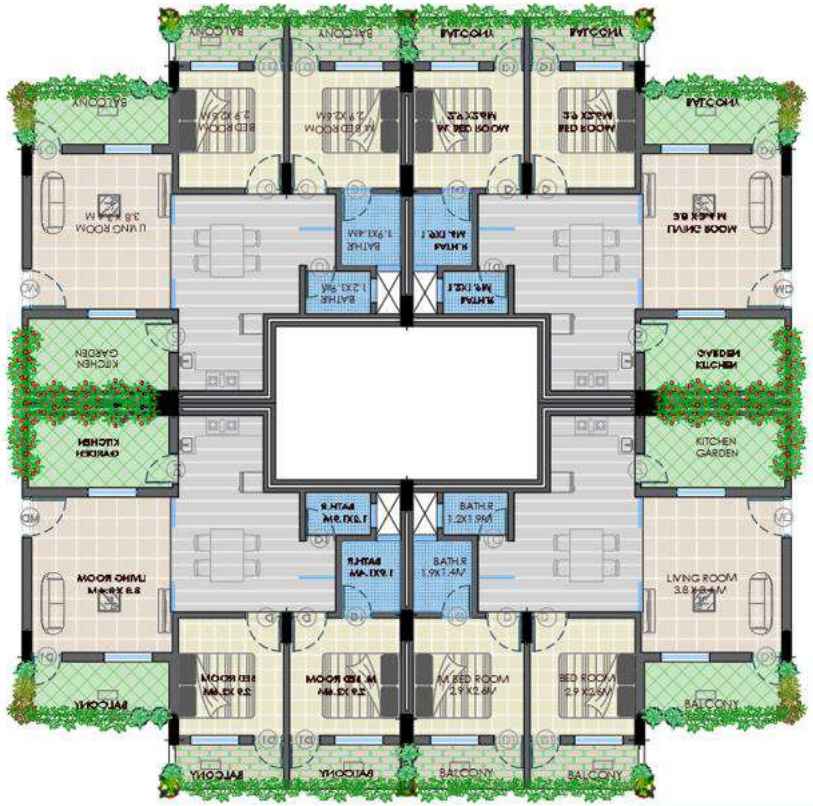

2 BHK UNIT PLAN

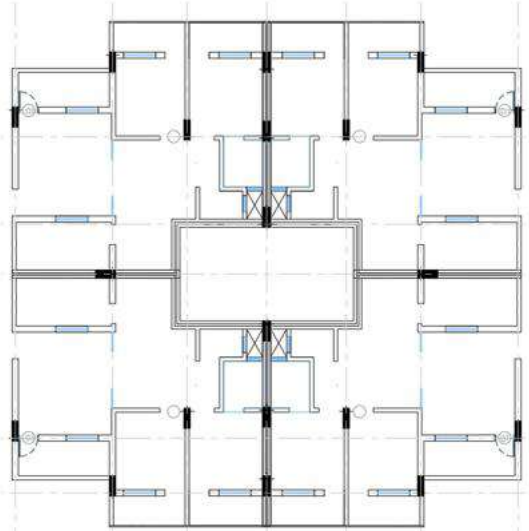

WORKING DWRING

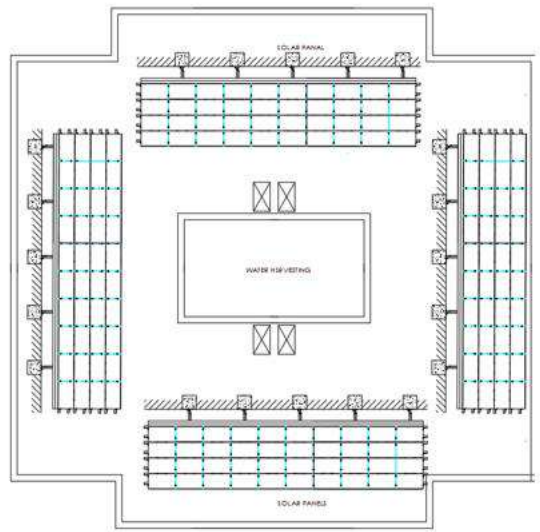

TERRACE PLAN

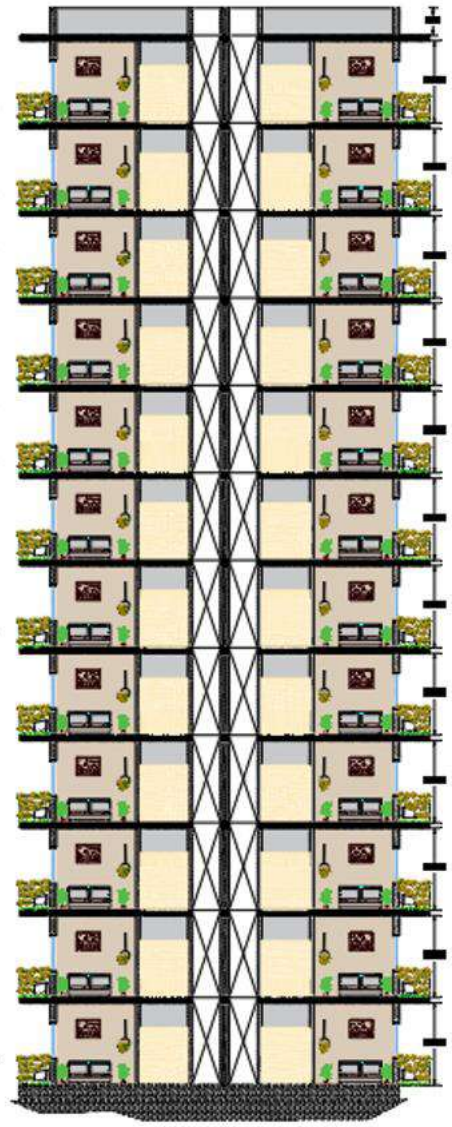

2 BHK SECTION A-A'

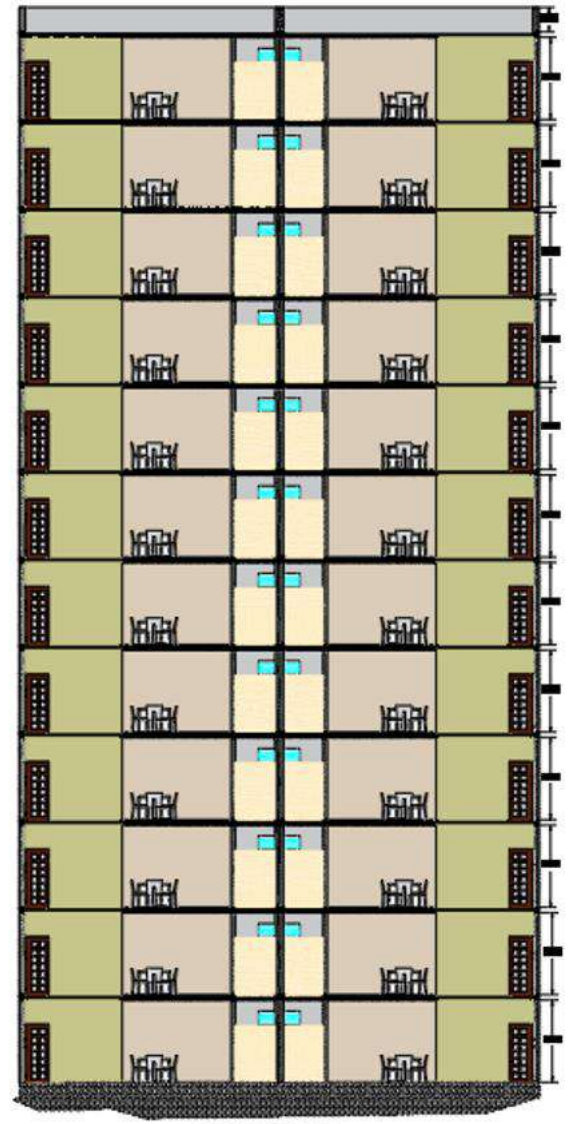

2 BHK SECTION B-B'



ELEVATION


THANK YOU