

Portfolio

Architecture & Interior Design

By Ar. Irene Mathew
COA-071026

ABOUT ME

Over the past five years, I have immersed myself in both architecture and interior design, fields that have ultimately ignited my passion. I believe that interior design plays a vital role in enhancing the quality of life for individuals.

It transcends mere aesthetics or the arrangement of furnishings; it is fundamentally about humanizing space.

I am eager to learn and embark on new endeavors, collaborating with exceptional individuals who inspire me to deepen my expertise in this profession.

Therefore, my objective is to further explore and expand my experience in interior design.

EDUCATION

2013 - 2014 | Secondary - The New Indian School, Kingdom of Bahrain

2014 - 2015 | Senior Secondary - The New Indian School, Kingdom of Bahrain

2015 - 2021 | Nitte Institute of Architecture, Mangalore







WORK EXPERIENCE

2021-2023

Ayang Trust, Assam | as Architect & Project Manager

- Collaborating with EKSAM in Arunachal to design a supermarket aimed at empowering women through skill training and supporting local artisans and farmers in selling their products.
- Creating six hostels and a dining hall for children affected by floods at Hummingbird School.
- Designing an office administration building for the teachers of Hummingbird School, incorporating flood-resistant design features.

2023-Present

Archiville Design Studio | as Interior Designer

- Outline client design objectives
- Conceptualize and sketch design plans
- Set costs and project fees according to budget
- Source materials and products
- Create mood boards to sample design video
- Supervise work progress of team
- Work closely with designers, decorators, and constructors





WORK EXPERIENCE

2021-2023

Ayang Trust, Assam | as Architect & Project Manager

- Collaborating with EKSAM in Arunachal to design a supermarket aimed at empowering women through skill training and supporting local artisans and farmers in selling their products.
- Creating six hostels and a dining hall for children affected by floods at Hummingbird School.
- Designing an office administration building for the teachers of Hummingbird School, incorporating flood-resistant design features.

2023-Present

Archiville Design Studio | as Interior Designer

- Outline client design objectives
- Conceptualize and sketch design plans
- Set costs and project fees according to budget
- Source materials and products
- Create mood boards to sample design video
- Supervise work progress of team
- Work closely with designers, decorators, and constructors

AJMAN FREEZONE & QUICKPLUS OFFICES EGYPT & AFRICA

Commercial office space designs for business enterprises Ajman Freezone and Quickplus. Prototypes were designed for 15 offices to be executed in Egypt and Africa











AJMAN FREEZONE

PROTOTYPE 1



Task Lighting 300–350 lux for comfortable office visibility.



Zinc Alloy Square Universal Pop up Counter Table Top Electrical Outlet Socket for Office



Flooring Grey Oak Vinyl

Green leather + silver trim
(1000mm W x 600mm D x 750mm H)

- Desk height: 750 mm
- Chair adjustable range: 420–520 mm
- Sofa seat depth: 500–550 mm
- Table edge radius: ≥10 mm for safety





AJMAN FREEZONE

PROTOTYPE 2



Task Lighting 300–350 lux for comfortable office visibility.



Zinc Alloy Square Universal Pop up Counter Table Top Electrical Outlet Socket for Office



Flooring Grey Oak Vinyl





Green leather + silver trim
(1000mm W x 600mm D x 750mm H)

- Desk height: 750 mm
- Chair adjustable range: 420–520 mm
- Sofa seat depth: 500–550 mm
- Table edge radius: ≥10 mm for safety

Element	Material	Code / Spec	Purpose	
Flooring	Grey Oak Vinyl		Adds warmth and visual continuity	
Wall Paint	Graphite Grey	Pantone 426 / #25282A	Provides brand contrast and modern tone	
Counter Surface	Heritage Green Leather	Pantone 3435C / #214E41	Signature AFZ texture and color	
Trim	Brushed Silver	Pantone 877 / #8A8D8F	Reflects light subtly for sophistication	



Zinc Alloy Square Universal Pop up Counter Table Top Electrical Outlet Socket for Office



- Linear Lighting System: Integrated linear LED lights are evenly distributed to ensure consistent brightness across the workspace.
- Maintains uniform illumination between 300–350 lux for comfortable office visibility.



Cylindrical Tube Pendant light above meeting room and reception







QUICKPLUS

PROTOTYPE 1



Task Lighting 300–350 lux for comfortable office visibility.



Zinc Alloy Square Universal Pop up Counter Table Top Electrical Outlet Socket for Office



Flooring Grey Oak Vinyl



Cylindrical Tube Pendant light above meeting room and reception

Orange leather + silver trim
(1000mm W x 600mm D x 750mm H)

- Desk height: 750 mm
- Chair adjustable range: 420–520 mm
- Sofa seat depth: 500–550 mm
- Table edge radius: ≥10 mm for safety

Service counter for 8 people





QUICKPLUS

WASHROOM



Kohler Vive wall hung toilet bundle in White - 364mm W X 557mm D X 321.5mm H



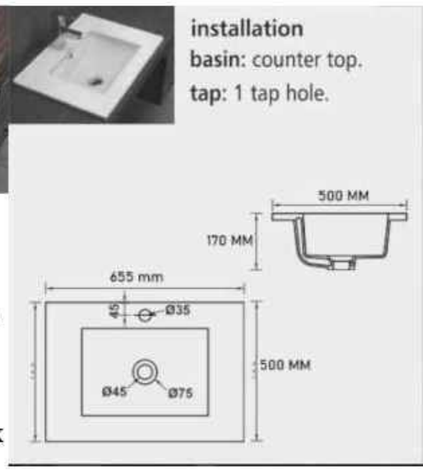

Ceramic Semi Counter Mounted/Under Counter Wash Basin - Glossy Finish Bathroom Sink in Super White (65mm W x 500mm D x 20 x 170mm H)



White vetrified marble tiles, 2feet x 4feet, antiskid for all walls and flooring
450mm - 500mm sink bowl

Element	Material	Code / Spec	Purpose	
Flooring	Grey Oak Vinyl		Adds warmth and visual continuity	
Wall Paint	Graphite Grey	Pantone 426 / #25282A	Provides brand contrast	
Counter Surface	Heritage Orange Leather	Pantone 15-1157 TCX	Signature QuickPlus texture and color	
Trim	Brushed Silver	Pantone 877 / #8A8D8F	Reflects light subtly for	

Workstation

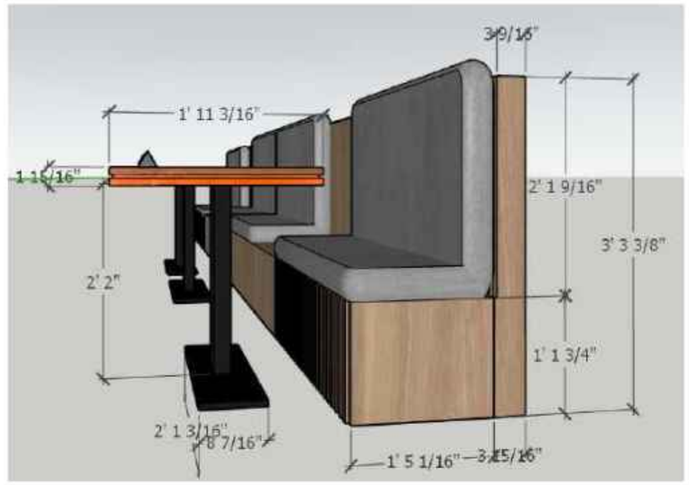

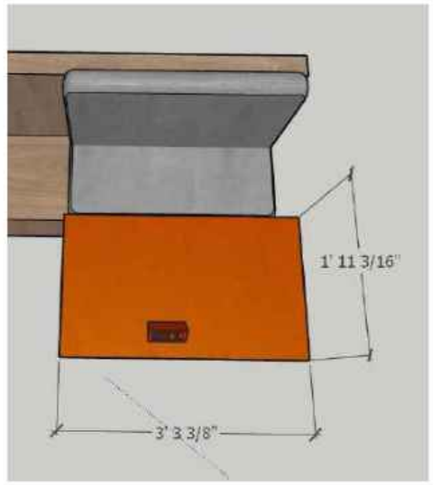

Orange leather + silver trim
(1000mm W x 600mm D x 750mm H)

- Desk height: 750 mm
- Chair adjustable range: 420–520 mm
- Sofa seat depth: 500–550 mm
- Table edge radius: ≥10 mm for safety



Zinc Alloy Square Universal Pop up Counter Table Top Electrical Outlet Socket for Office



300–350 lux task lighting at desks.



Cylindrical Tube Pendant light above meeting room and reception

(1000mm W x 600mm D x 750mm H)

- Desk height: 750 mm
- Chair adjustable range: 420–520 mm
- Sofa seat depth: 500–550 mm
- Table edge radius: ≥10 mm for safety

Service counter for 8 people &

Meeting room for 4 people (2580mm x 2400mm)

Meeting Room for 6 people (2600mm x 2700mm)

GUIDELINES

Spatial Planning

Two scalable layouts designed for franchise consistency and flexibility across future branches.

Type	Staff	Area (sq ft)	Zones
6-Staff Layout	6	350–400	Reception + Lounge, Sofa-Counter Wall, Pantry
10-Staff Layout	10	700–900	Reception + Lounge, Sofa-Counter Wall, Meeting Room, Pantry

Ceiling height: 3 m (exposed matte black ceiling). Flowing open layout connects lounge, counter, and meeting areas seamlessly.

Element	Material	Code / Spec	Purpose	
Flooring	Grey Oak Vinyl		Adds warmth and visual continuity	
Wall Paint	Graphite Grey	Pantone 426 / #25282A	Provides brand contrast and modern tone	
Counter Surface	Heritage Green Leather	Pantone 3435C / #214E41	Signature AFZ texture and color	
Trim	Brushed Silver	Pantone 877 / #8A8D8F	Reflects light subtly for sophisticatio	

Item	Specification	Finish
Desks	Green leather + silver trim (1000mm W x 600mm D x 750mm H)	Matte
Chairs	Ergonomic mesh	Black
Reception Desk	Green leather + silver trim	Signature element
Lounge Sofa	3-seater, fabric	Tan
Meeting Table	Oak surface + silver base	4-seat (2680mm x 2400mm) 6-seater (2600mm x 2700mm)

Green leather + silver trim
(1000mm W x 600mm D x 750mm H)

- Desk height: 750 mm
- Chair adjustable range: 420–520 mm
- Sofa seat depth: 500–550 mm
- Table edge radius: ≥10 mm for safety

JEWELLERY STORE DESIGN

The design for Stella Jewellery focuses on creating a warm, intimate space that reflects the brand's quiet elegance. The use of rich wood tones, soft lighting, and minimal detailing allows the jewellery to take center stage while maintaining a refined ambience. Subtle curves and layered lighting bring depth and rhythm to the compact layout, turning the store into a modern-day jewel box. The overall atmosphere feels personal and inviting — a space where craftsmanship and calm luxury meet.




Stella
JEWELLERY
PULL


Stella




Stella
JEWELLERY

ARCADE, AIRBNB
PRINCETON, USA

This Airbnb is built for play. A retro-fueled hangout where nostalgia meets neon, and every corner pulls you back into the golden age of games. From arcade machines and foosball to bold ceiling graphics screaming GAME OVER, the space thrives on energy and attitude.
Warm couches, mood lighting, and that perfect Netflix corner balance the chaos — giving guests a place to crash, connect, and vibe. It's not just a stay; it's a throwback experience — equal parts vintage, bold, and unapologetically fun.










GAME OVER




GAME OVER
GAME ROOM

LOKAL SUPERMARKET, ARUNACHAL

LoKal- first women SHGs supermarket of Arunachal is a milestone in the journey led by first-generation women entrepreneurs of East Kameng towards achieving economic freedom.

The design for Lokāl celebrates the essence of Arunachal culture through color, craft, and community. It's envisioned as a space that feels rooted yet contemporary — where local produce, textiles, and handmade goods come together under one identity.
Each zone reflects a unique layer of tradition. The yellow and black palette in the grocery section draws from the energy of local markets — bright, grounded, and full of life — while the warm pink tones in the apparel section bring a softer, crafted sensibility.
Natural wood shelving, woven textures, and bold hand-painted murals connect the space back to its artisanal spirit.
Overall, the design balances function with familiarity — creating a retail experience that's vibrant, honest, and deeply connected to the idea of everyday living.




लोKल
TASTE OF KAMENG


लोKल


लोKल


लोKल
TASTE OF KAMENG


लोKल


लोKल

FARM AREA FURNITURE

Material for racks - 1" thk MS tube and 1" thk plywood

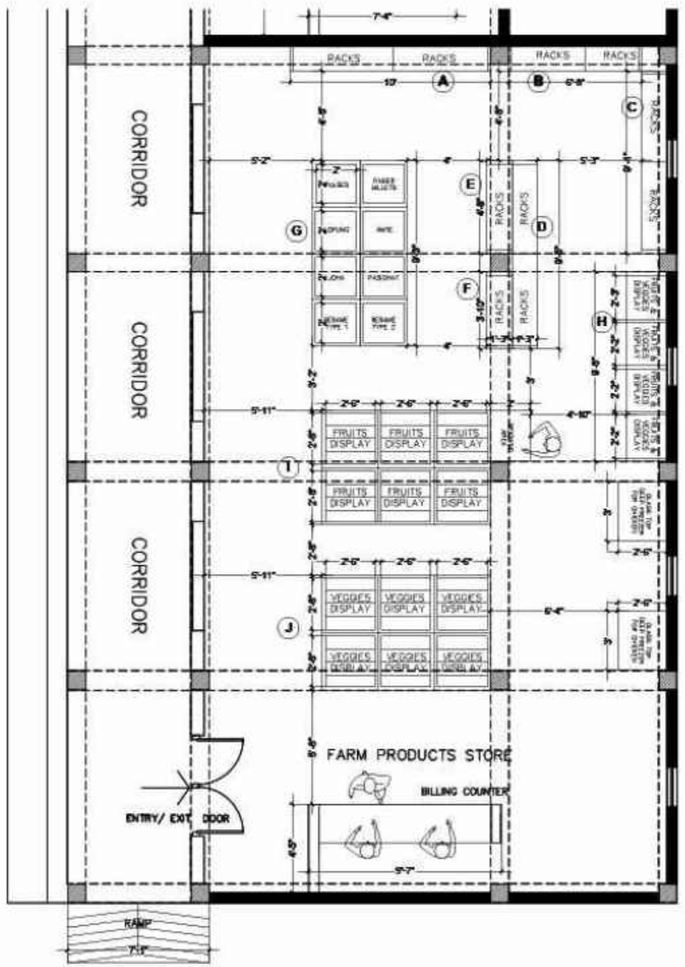

A



B

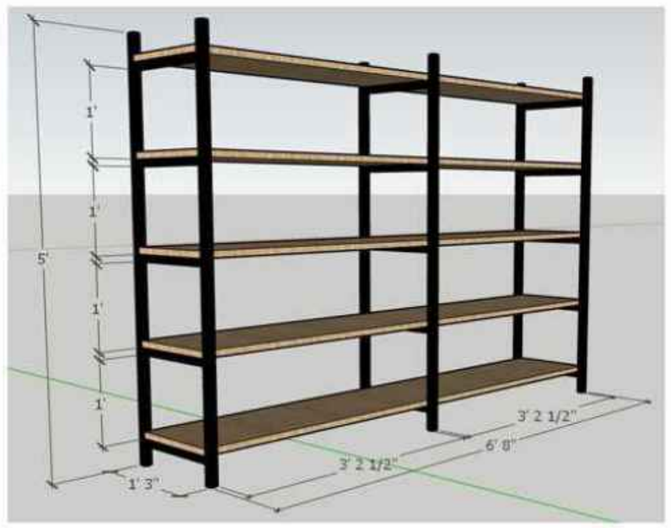

C



E



D



F

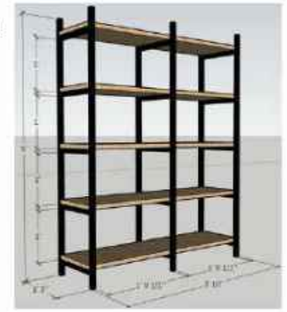

G - Rice & pulses - Material - 2" thk glass and 1" thk plywood

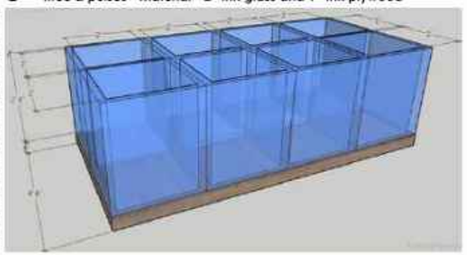

H - veggie rack - Material - 1" thk MS and 1"thk plywood

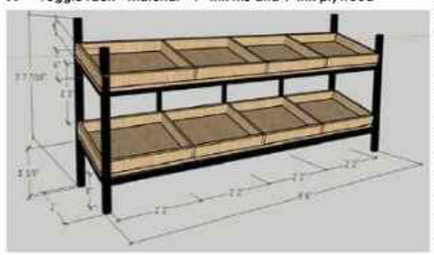

I & J
(Fruits and veggie rack - 2nos)
Material - 1.5" MS and 1"thk plywood



NON-FARM FURNITURE

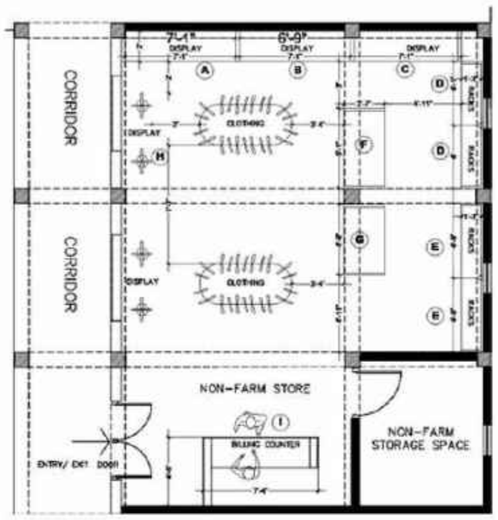

A

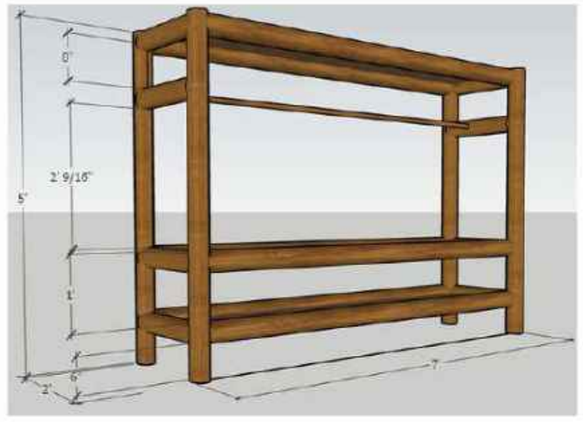

Materials used : 4" bamboo frame
1.5" - 2" bamboo
1" thk bamboo sheet base

D

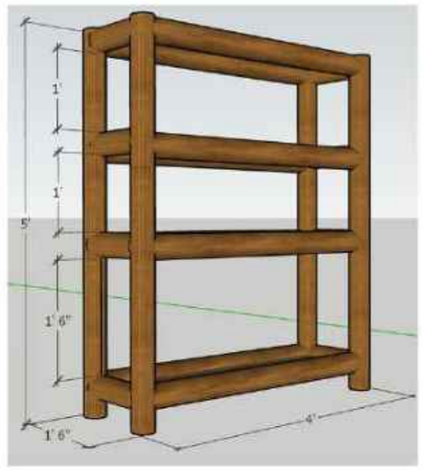

Materials used : 4" bamboo frame
1.5" - 2" bamboo
1" thk bamboo sheet base
Quantity required : 2 nos

E

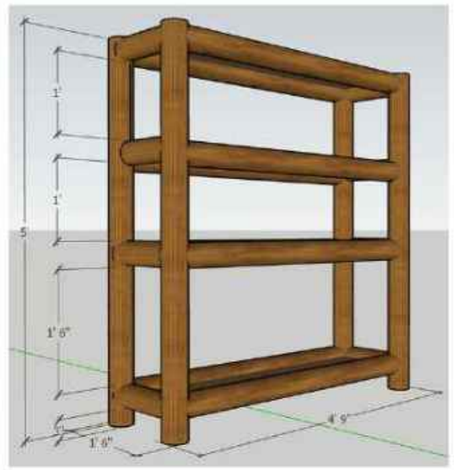

Materials used : 4" bamboo frame
1.5" - 2" bamboo
1" thk bamboo sheet base
Quantity required : 2 nos

B

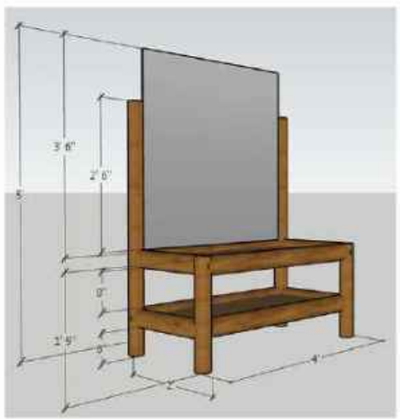

Materials used : 4" bamboo frame
1" thk bamboo sheet base
6-8mm thk mirror

C

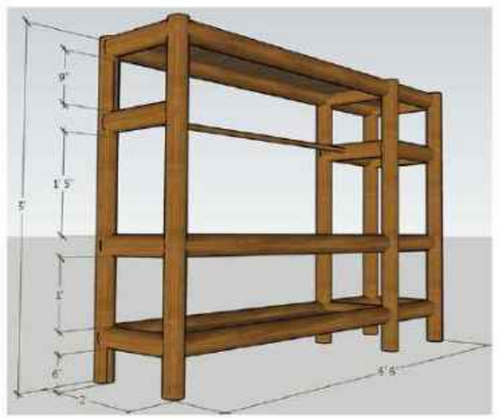

Materials used : 4" bamboo frame
1.5" - 2" bamboo
1" thk bamboo sheet base

F
Coffee table



Materials used : 4" bamboo frame
1" thk bamboo sheet base

G
Coffee table



Materials used : 4" bamboo frame
1" thk bamboo sheet base

H
Mannequin Display

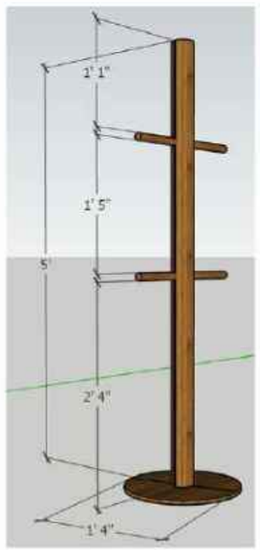

Materials used : 1"-3" bamboo frame
1" thk base
Quantity required : 4 nos

I
Billing Counter

Quantity required : 2 nos

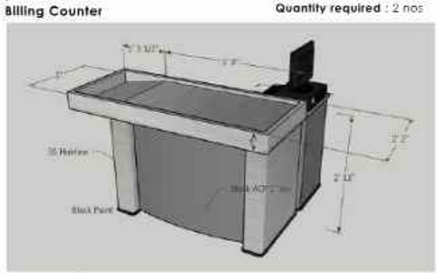

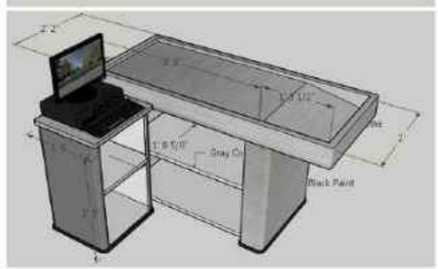

Farm Area Weighing Scale Table

Material Used : 1" thk MS tube
1" thk plywood




लो K ल
लो K ल
लो K ल


लो K ल

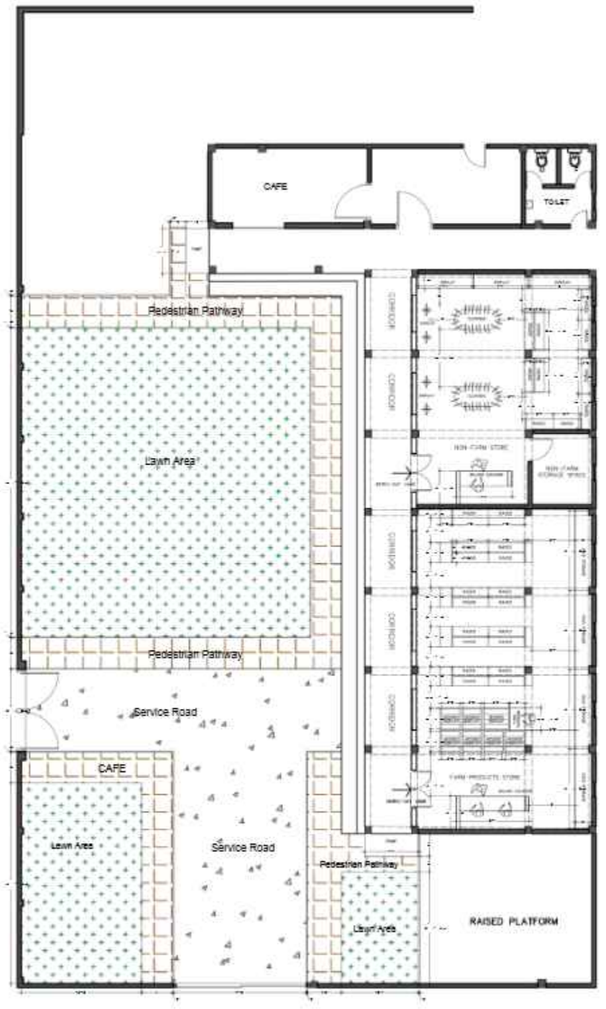

AREA (sq.ft)

2211 sq.ft

789 sq.ft

975 sq.ft



Pedestrian Pathway Tile



Service Road Tile



Lawn Area

DRAWING DESCRIPTION : SOFTSCAPE AND HARDSCAPE LAYOUT	PROJECT DESCRIPTION : EKSAM SUPERMARKET
DATE : 15/12/21	SCALE : NTS
Drawn by : Ar. Irene Mathew Ar. Ahmed Mashal	

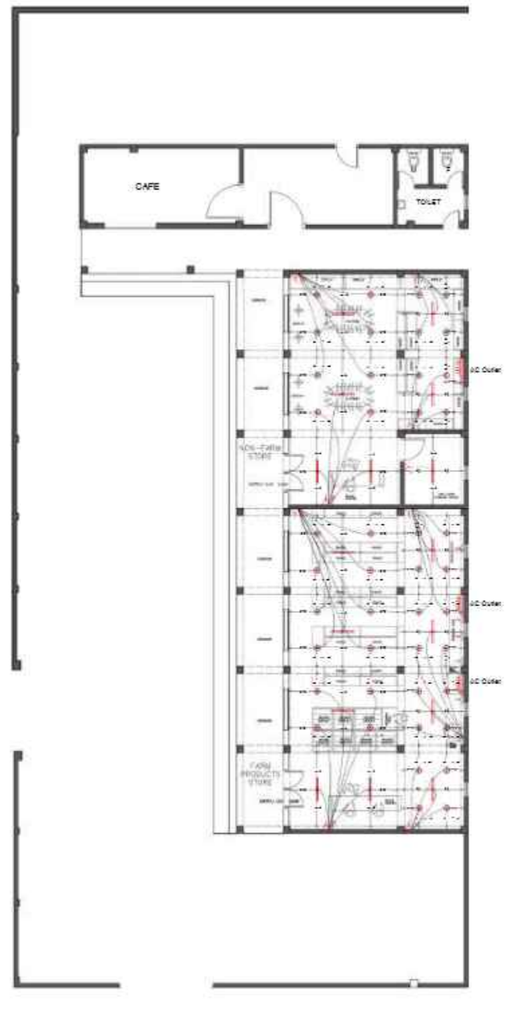

LEGEND

	CEILING LIGHT POINT
	FOS LED Hanging Profile Light (Milky White, 36 Watts)
	6A SWITCH (ONE WAY)
	6A SWITCH (TWO WAY)
	6C INDOOR OUTLET
	MULTI-SOCKET & SWITCH

REFERENCES



FOS LED Hanging Profile Light (Milky White, 36 Watts)

3,960 LUMENS - Intense Lighting Performance
Product Dimensions: 5 cm x 7 cm x 120 cm



Murphy 6 Watts LED Down Light

Size : 110mm
Cutout : 80mm; 6W
Concealed Box Light

DRAWING DESCRIPTION : ELECTRICAL LAYOUT	PROJECT DESCRIPTION : EKSAM SUPERMARKET
DATE : 15/12/21	SCALE : NTS
Drawn by : Ar. Irene Mathew Ar. Ahmed Mashal	

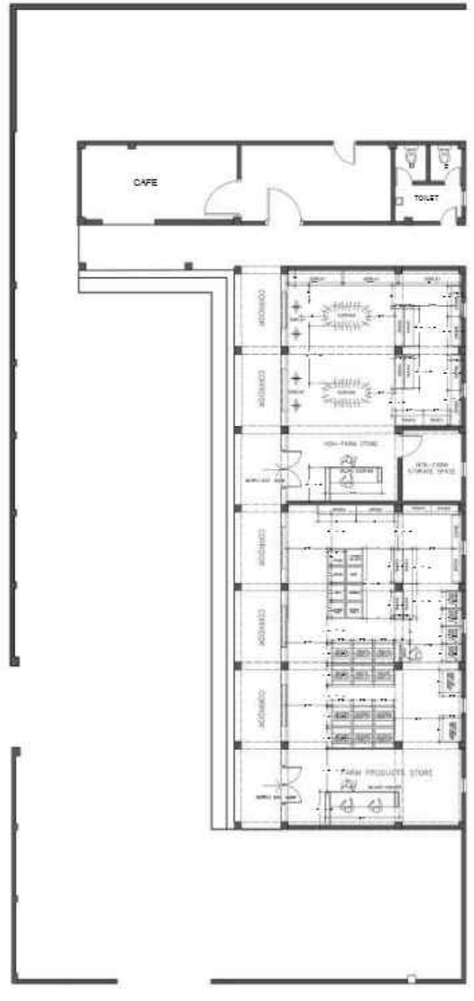

REFERENCES











DRAWING DESCRIPTION : FURNITURE LAYOUT	PROJECT DESCRIPTION : EKSAM SUPERMARKET
DATE : 15/12/21	SCALE : NTS
Drawn by : Ar. Irene Mathew Ar. Ahmed Mashal	

CARDINAL ONE

Goraguntepalya, Bangalore

An elegant minimalistic Abode for two cat parents



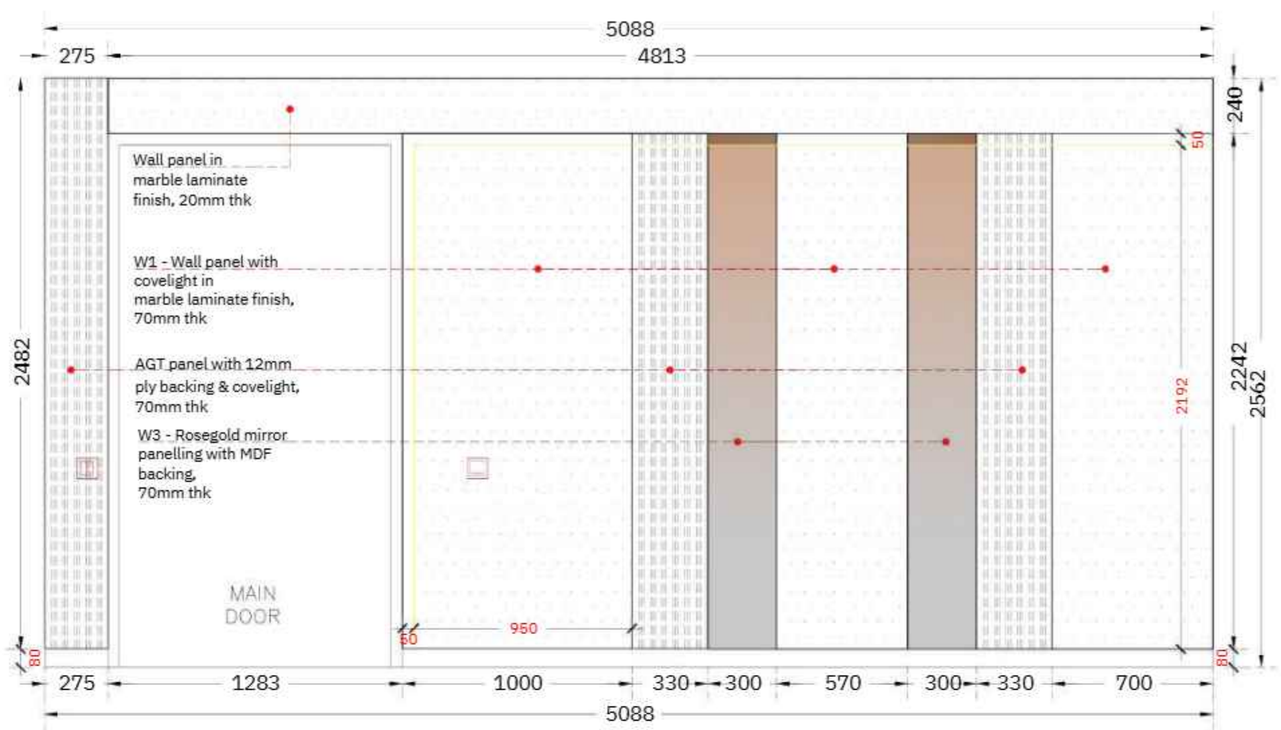

01INTERIOR ELEVATION

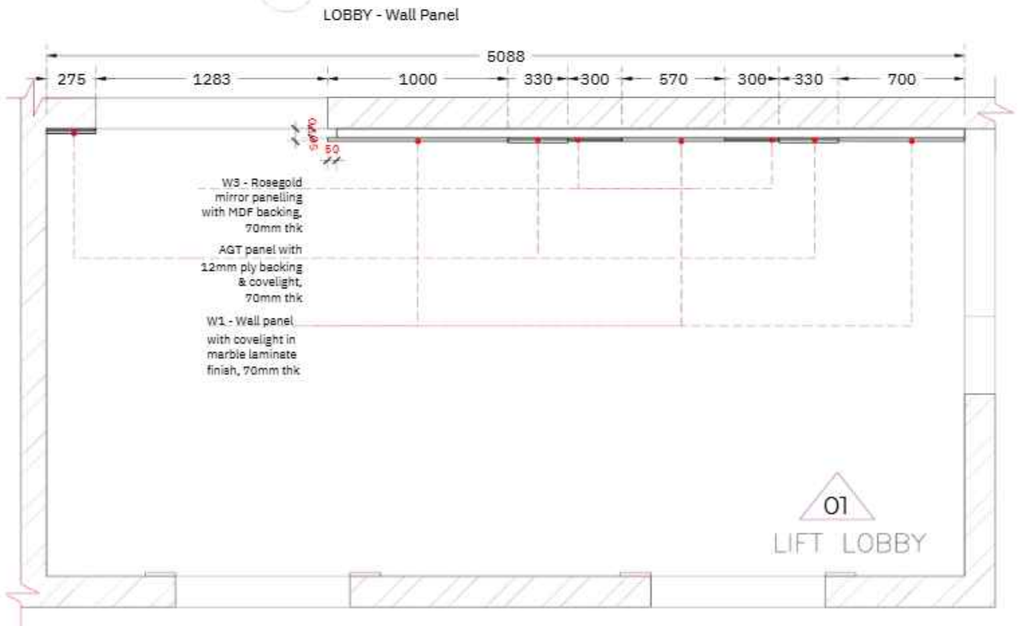





AP 8003 - Rosegold_ Alimo Acrylic Laminate Code - (AP 8003), Laminate Brand - (Alimo).

Fluted AGT Panel WL - 1626

Innate_7299-IN 128 SF Laminate Laminate Code - (7299-IN 128), Laminate Brand - Innate

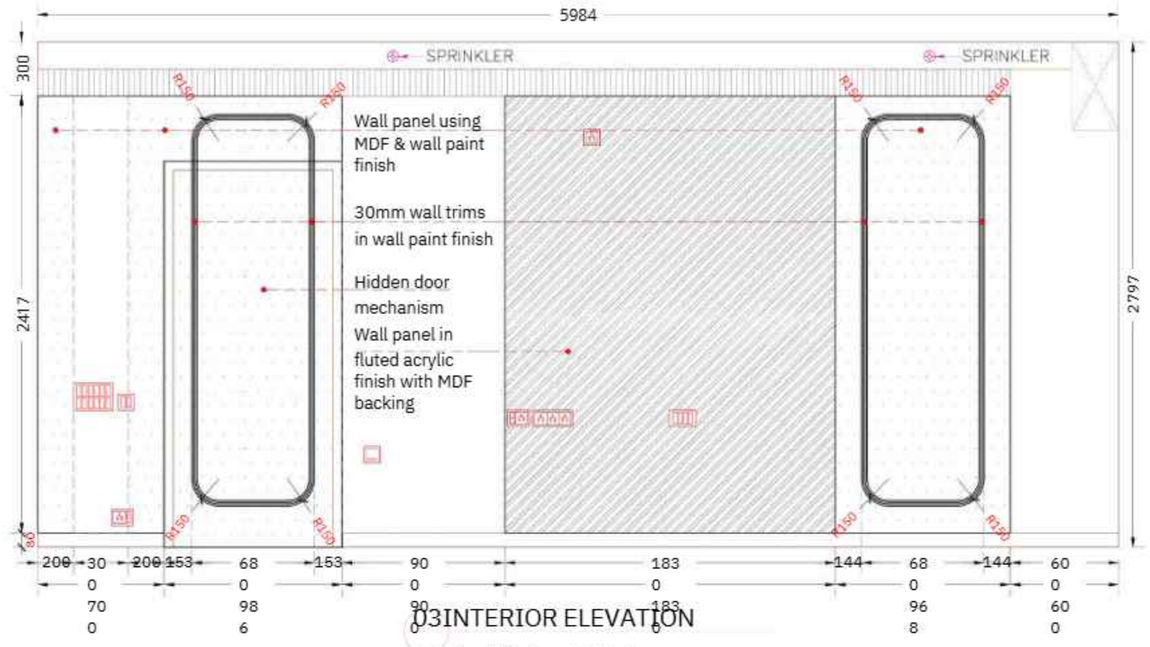

03INTERIOR ELEVATION

Formal Living Room - Wall Panel

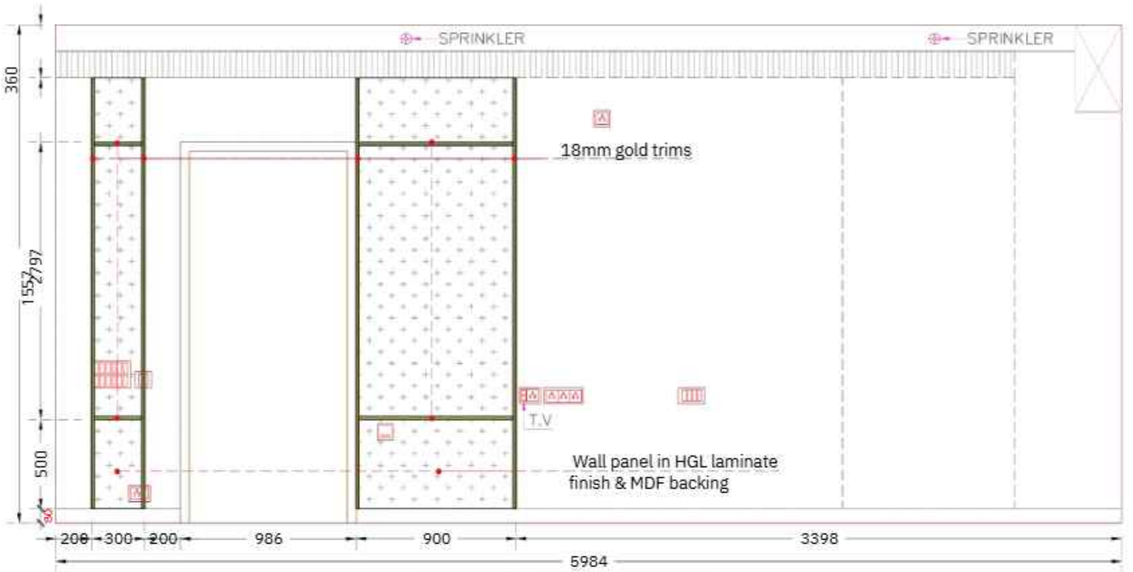

03INTERIOR ELEVATION

Formal Living Room - Wall Panel

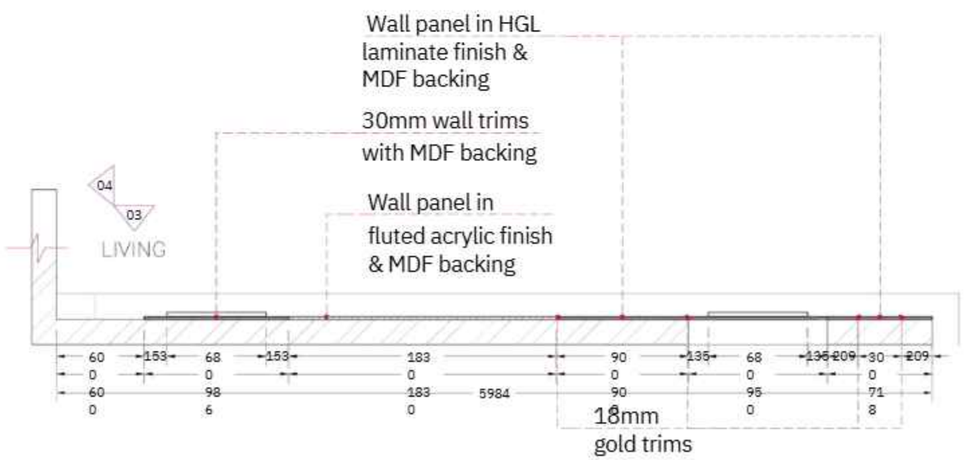



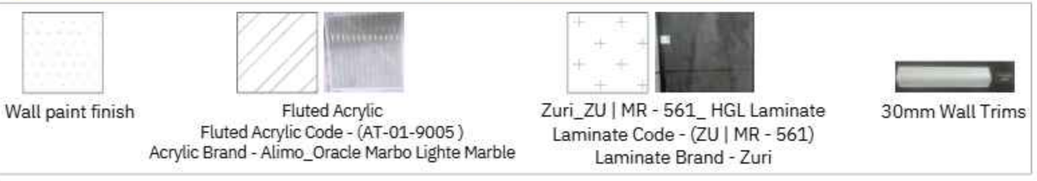



17INTERIOR ELEVATION

KITCHEN - Elevation 2 External

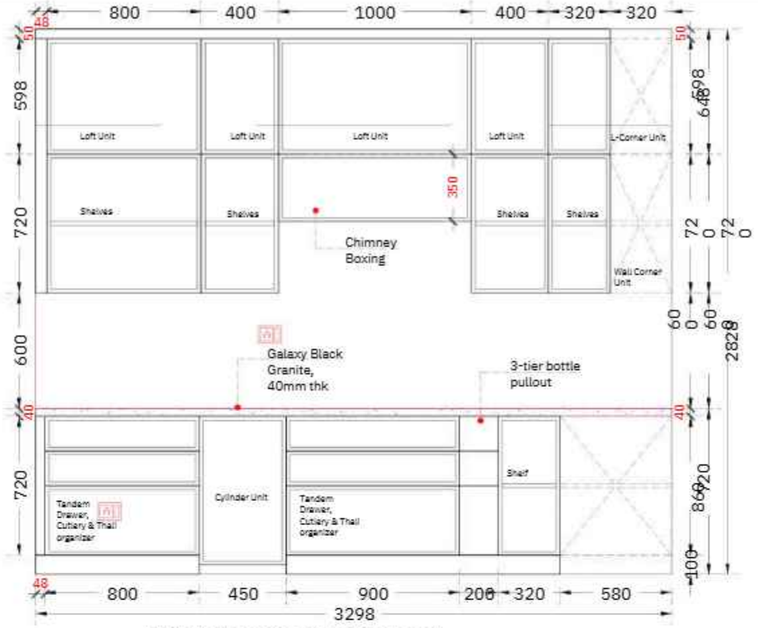

17INTERIOR ELEVATION

KITCHEN - Elevation 2 Internal

S. No.	Code	Description	S. No.	Code	Description
1.	L1	Frame Shutter Loft Unit, 800x 100 x 598	8.	W3	Wall Unit, Black Aluminium Shutter with fluted glass 1 Shelf, 400 x 320 x 720
2.	L2	Frame Shutter Loft Unit, 400x 100 x 598	9.	W4	L-Corner Wall Unit, , 1 Shelf, 650 x 320 x 720
3.	L3	Frame Shutter Loft Unit, 1000 x 100 x 598	10.	B3	Base Unit, (2M,1L) Tandem Drawer, 800 x 580 x 720
4.	L4	Frame Shutter Loft Unit, 400 x 100 x 598	11.	B4	Cylinder Unit, 450 x 580 x 720
5.	L5	L-Corner Frame Shutter Loft Unit, 650 x 100 x 598	12.	B5	Base Unit, (2M,1L) Tandem Drawer, 900 x 580 x 720
6.	W1	Wall Unit, , Black Aluminium Shutter with fluted glass, 800 x 320 x 720	13.	B6	Three tier spice rack, 200 x 580 x 720
7.	W2	Wall Unit, , Black Aluminium Shutter with fluted glass, 400 x 320 x 350	14.	B7	L-Corner Base Unit, 1 Shelf, 900 x 580 x 720



Kori_KR_410_ GoldenRod Matt Acrylic

Kori_KR_411_ Bisque Matt Acrylic

NOTES

Material & Finishes Specifications

Unit, material & internal finish	BWP Ply, Vansh Lam_SF 803 _Fabric_Internal Laminate
Base Unit shutter, material & finish	MDF, Kori_KR 410-Goldenrod_Matt_Acrylic
Wall Unit shutter, material & finish (W4, W7)	MDF, Kori_KR 411-Bisque_Matt_Acrylic
Wall Unit shutter, material & finish (W1, W2, W3, W5, W6)	Black Aluminum frame + fluted glass
Loft Unit shutter, material & finish	MDF, Kori_KR 411-Bisque_Matt_Acrylic

Additional Specifications

Base Unit Outer,End & Filler panel material & Finish	BWP, Kori_KR 410-Goldenrod_Matt_Acrylic
Skirting Material & Finish	Black PVC Skirting
Wall & Loft Unit Outer, End & Filler panel material & Finish	BWP, Kori_KR 411-Bisque_Matt_Acrylic
Base Unit handles	Black Gola Profile Handles
Wall & Loft Unit handles	45 degree finger groove

Client Name: Mr. Mahadevan and Mrs. Anuja
Address: Cardinal one Tumkur Main Service Road Yeshwanthpur, Bengaluru (560022)

NOTES:

1. THE MEASUREMENTS INDICATED ON THIS DRAWINGS ARE ACCURATE, HOWEVER, DURING THE EXECUTION OF THE INTERIOR WORKS, ALL DIMENSIONS SHOULD BE VERIFIED AS PER SITE CONDITIONS.
2. ALL CHANGES IN DESIGN & DRAWINGS HAVE TO BE APPROVED BY THE ARCHITECT & CLIENT BEFORE SITE EXECUTION. ANY CHANGES AFTER THE RELEASE OF FINAL SET OF DRAWINGS IS SUBJECT TO ADDITIONAL COST IMPLICATIONS.
3. ALL QUESTIONS RELATED TO DESIGN SHOULD DIRECTLY ADDRESSED TO THE CONCERNED ARCHITECT/DESIGNER AT WEA DESIGN INTERIORS AND SUPERCEDES ANY COMMENTS MADE BY SITE LABORERS OR THIRD PARTY VALUATION.
4. COLORS MAY VARY ON SITE VERSUS VISUALS SHOWN IN 2D OR 3D OR ANY OTHER IMAGE DURING THE COURSE OF PROJECT
5. THIS DRAWING IS THE COPYRIGHT OF THE WEA DESIGN AND IS NOT TO BE REPRODUCED COPIED, HANDED OVER TO THIRD PARTY OR USED FOR ANY OTHER PURPOSE, OTHER THAN FOR WHICH IT IS HANDED.
6. IN CASE OF UNAUTHORISED USE ENTIRE DESIGN HANDED CONCEPT FEE, COPYRIGHT FEE AND ANY INCIDENTAL COSTS WILL BE CHARGED.
7. ANY CHANGE REQUIRED SHALL BE CONFIRMED FROM THE ARCHITECT PRIOR TO START OF WORK

CAUTION:
WHILE EVERY ATTEMPT HAS BEEN MADE IN THE PREPARATION OF THIS DRAWING TO AVOID MISTAKES, THE MAKER CANNOT GUARANTEE AGAINST HUMAN ERROR. THE CONTRACTOR ON THE JOB MUST CHECK ALL DIMENSIONS AND OTHER DETAILS, PRIOR TO COMMENCEMENT OF WORK AND SHALL BE RESPONSIBLE FOR THE SAME.

Project ID: 42632	Sheet No: 19
Date: 01/03/2024	Drawing Name: Kitchen - Elevation 2
Drawn by: Ar. Irene Mathew	Checked by: Ar. Pranjal Pitre



31INTERIOR ELEVATION

MBR - Wardrobe External



31INTERIOR ELEVATION

MBR - Wardrobe Internal

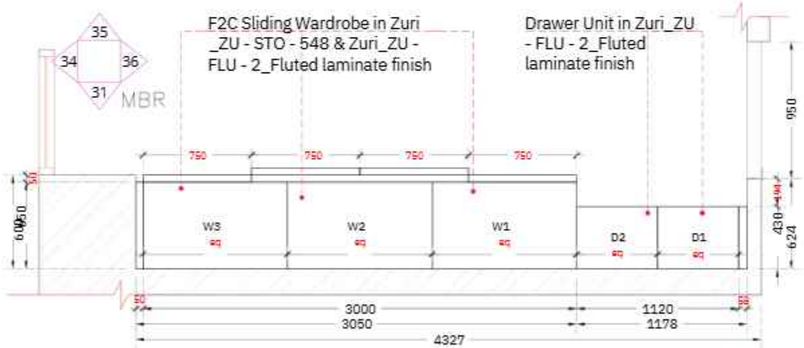

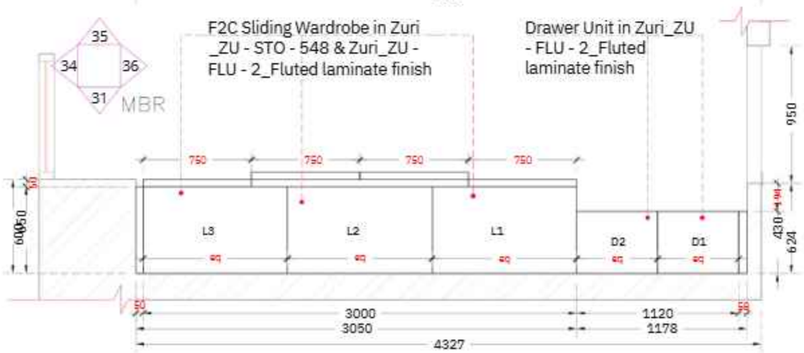





Zuri_FU / FLU-2_Fluted SF Laminate



Zuri_ZU / STO - 18 / 548_SF Marble laminate finish



Ceramic-21161_ Merino_SF Laminate






EXECUTED





EXECUTED















SOBHA ROYAL PAVILION

Sarjapur - Marathahalli Rd, Chikkakannalli, Bengaluru

Combing Modern luxury with neoclassical - an elegant home for a family of four.



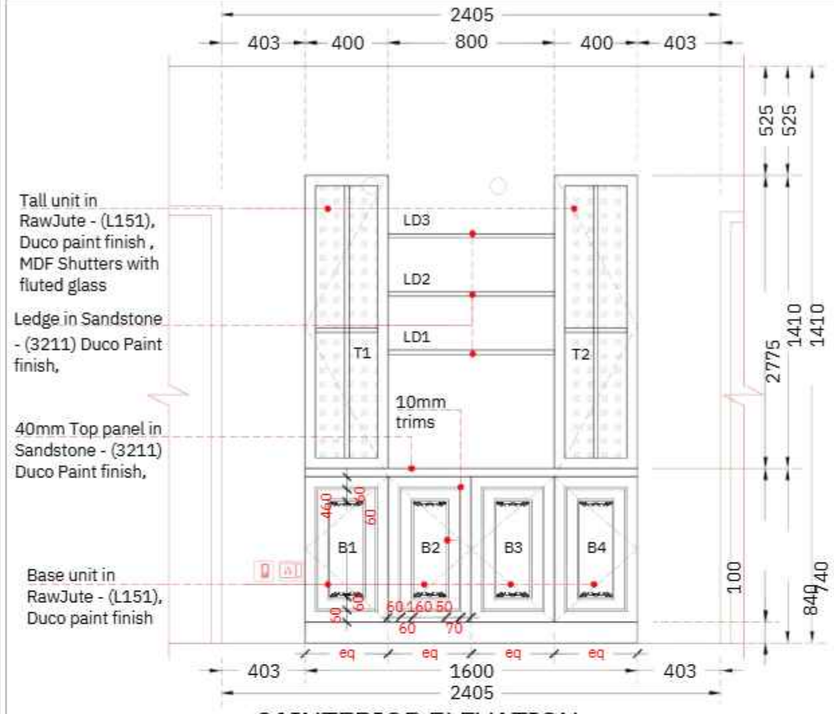

01INTERIOR ELEVATION

LIVING ROOM - Crockery Unit External

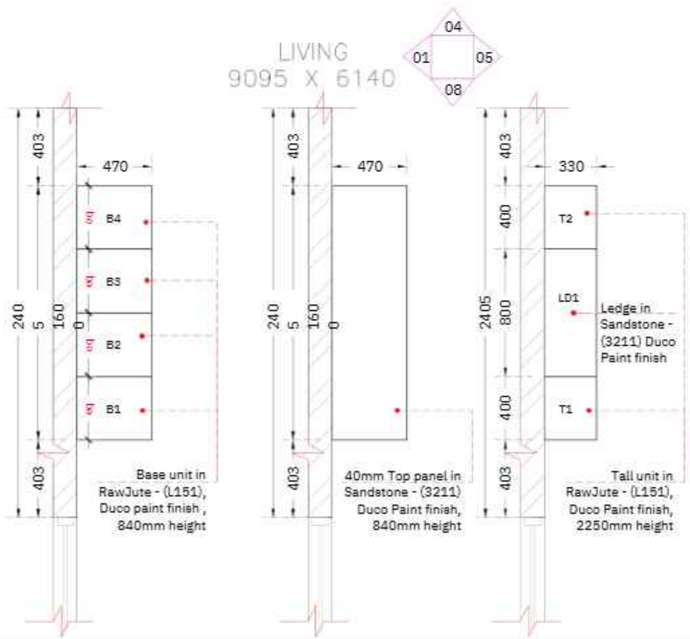

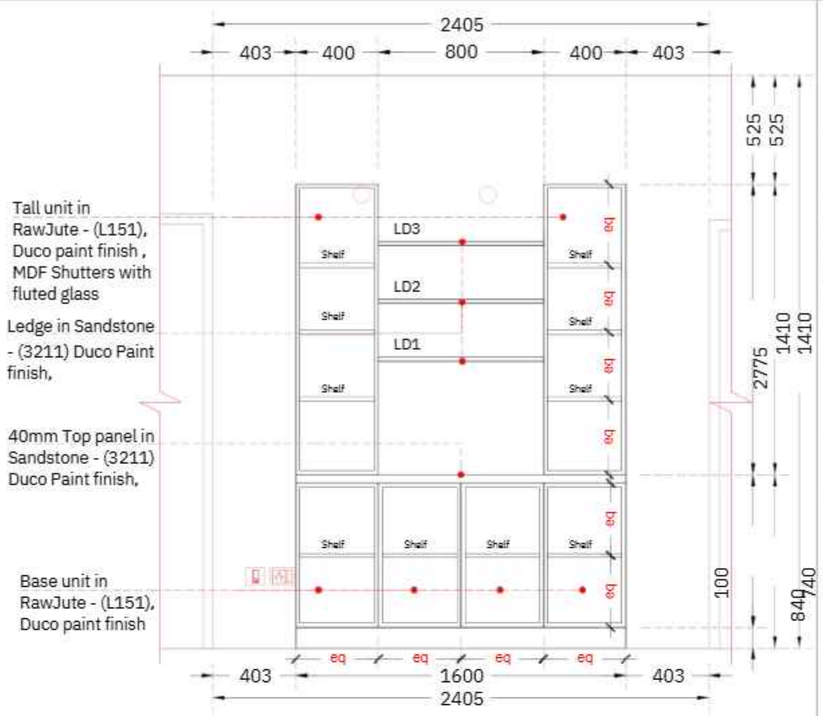

01INTERIOR ELEVATION

LIVING ROOM - Crockery Unit Internal



Asian Paints_Sandstone_3211 Duco Paint finish

Asian Paints_Raw Jute_L151 Duco Paint finish

NOTES

Material & Finishes Specifications

Unit, material & internal finish	MR Ply, Vansh Lam_SF 803 _Fabric_Internal Laminate
Base Unit, shutter material & finish	MDF, Asian Paints_Raw Jute_L151_Duco Paint finish
Tall Unit, shutter material & finish	MDF frame + fluted glass shutters
Ledge, material & finish	MR Ply, Sandstone _3211_Duco Paint finish

Additional Specifications

Unit Outer,End panel material & Finish	MR Ply, Asian Paints_Raw Jute_L151_Duco Paint finish
Unit Top Panel material & Finish	MDF_Asian Paints_Sandstone _3211_Duco Paint finish
Unit Handle Finish	45 degree finger groove

Client Name: Mr. Kautilya and Mrs. Akansha
Address: Sobha Royal Pavilion, Sarjapur - Marathahalli Rd, behind RGA Tech Park, Carmelaram, Hadosiddapura, Chikkakannalli, Bengaluru, (Karnataka 560035)

NOTES:

1. THE MEASUREMENTS INDICATED ON THIS DRAWINGS ARE ACCURATE, HOWEVER, DURING THE EXECUTION OF THE INTERIOR WORKS, ALL DIMENSIONS SHOULD BE VERIFIED AS PER SITE CONDITIONS.
2. ALL CHANGES IN DESIGN & DRAWINGS HAVE TO BE APPROVED BY THE ARCHITECT & CLIENT BEFORE SITE EXECUTION. ANY CHANGES AFTER THE RELEASE OF FINAL SET OF DRAWINGS IS SUBJECT TO ADDITIONAL COST IMPLICATIONS.
3. ALL QUESTIONS RELATED TO DESIGN SHOULD DIRECTLY ADDRESSED TO THE CONCERNED ARCHITECT/DESIGNER AT WEA DESIGN INTERIORS AND SUPERCEDES ANY COMMENTS MADE BY SITE LABORERS OR THIRD PARTY VALUATION.
4. COLORS MAY VARY ON SITE VERSUS VISUALS SHOWN IN 2D OR 3D OR ANY OTHER IMAGE DURING THE COURSE OF PROJECT
5. THIS DRAWING IS THE COPYRIGHT OF THE WEA DESIGN AND IS NOT TO BE REPRODUCED COPIED, HANDED OVER TO THIRD PARTY OR USED FOR ANY OTHER PURPOSE, OTHER THAN FOR WHICH IT IS HANDED.
6. IN CASE OF UNAUTHORISED USE ENTIRE DESIGN HANDED CONCEPT FEE, COPYRIGHT FEE AND ANY INCIDENTAL COSTS WILL BE CHARGED.
7. ANY CHANGE REQUIRED SHALL BE CONFIRMED FROM THE ARCHITECT PRIOR TO START OF WORK

CAUTION:
WHILE EVERY ATTEMPT HAS BEEN MADE IN THE PREPARATION OF THIS DRAWING TO AVOID MISTAKES, THE MAKER CANNOT GUARANTEE AGAINST HUMAN ERROR. THE CONTRACTOR ON THE JOB MUST CHECK ALL DIMENSIONS AND OTHER DETAILS, PRIOR TO COMMENCEMENT OF WORK AND SHALL BE RESPONSIBLE FOR THE SAME.

Project ID: 42632	Sheet No: 08
Date: 08/03/2024	Drawing Name: Living Room - Crockery Unit
Drawn by: Ar. Irene Mathew	Checked by: Ar. Pranjal Pitre

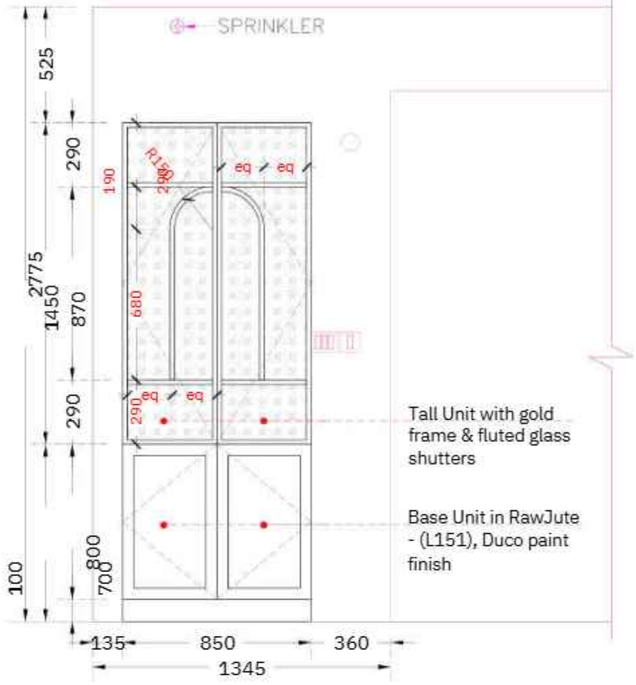

04INTERIOR ELEVATION



04INTERIOR ELEVATION

LIVING - Puja Unit External

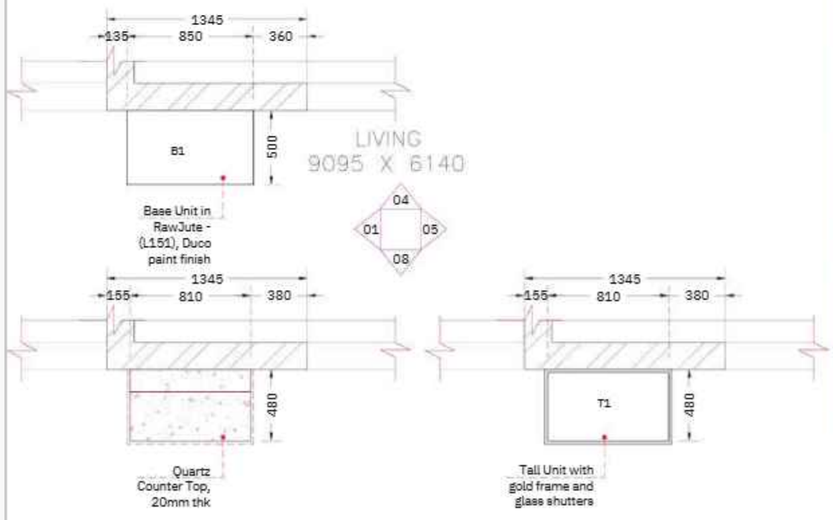

LIVING - Puja Unit Internal





Asian Paints_Sandstone_3211
Duco Paint finish



Asian Paints_Raw Jute_L151
Duco Paint finish

NOTES

Material & Finishes Specifications

Unit, material & internal finish	MR Ply, Vansh Lam_SF 803 _Fabric_Internal Laminate
Base Unit, shutter material & finish	MDF, Asian Paints_Raw Jute_L151_Duco Paint finish
Tall Unit, shutter material & finish	MDF frame + fluted glass shutters

Additional Specifications

Unit Outer,End panel material & Finish	MR Ply, Asian Paints_Raw Jute_L151_Duco Paint finish
Unit Handle Finish	45 degree finger groove

Client Name: Mr. Kautilya and Mrs. Akansha
Address: Sobha Royal Pavilion, Sarjapur - Marathahalli Rd, behind RGA Tech Park, Carmelaram, Hadosiddapura, Chikkakannalli, Bengaluru, (Karnataka 560035)

NOTES:

1. THE MEASUREMENTS INDICATED ON THIS DRAWINGS ARE ACCURATE, HOWEVER, DURING THE EXECUTION OF THE INTERIOR WORKS, ALL DIMENSIONS SHOULD BE VERIFIED AS PER SITE CONDITIONS.
2. ALL CHANGES IN DESIGN & DRAWINGS HAVE TO BE APPROVED BY THE ARCHITECT & CLIENT BEFORE SITE EXECUTION. ANY CHANGES AFTER THE RELEASE OF FINAL SET OF DRAWINGS IS SUBJECT TO ADDITIONAL COST IMPLICATIONS.
3. ALL QUESTIONS RELATED TO DESIGN SHOULD DIRECTLY ADDRESSED TO THE CONCERNED ARCHITECT/DESIGNER AT WEA DESIGN INTERIORS AND SUPERCEDES ANY COMMENTS MADE BY SITE LABORERS OR THIRD PARTY VALUATION.
4. COLORS MAY VARY ON SITE VERSUS VISUALS SHOWN IN 2D OR 3D OR ANY OTHER IMAGE DURING THE COURSE OF PROJECT
5. THIS DRAWING IS THE COPYRIGHT OF THE WEA DESIGN AND IS NOT TO BE REPRODUCED COPIED, HANDED OVER TO THIRD PARTY OR USED FOR ANY OTHER PURPOSE, OTHER THAN FOR WHICH IT IS HANDED.
6. IN CASE OF UNAUTHORISED USE ENTIRE DESIGN HANDED CONCEPT FEE, COPYRIGHT FEE AND ANY INCIDENTAL COSTS WILL BE CHARGED.
7. ANY CHANGE REQUIRED SHALL BE CONFIRMED FROM THE ARCHITECT PRIOR TO START OF WORK

CAUTION:
WHILE EVERY ATTEMPT HAS BEEN MADE IN THE PREPARATION OF THIS DRAWING TO AVOID MISTAKES, THE MAKER CANNOT GUARANTEE AGAINST HUMAN ERROR. THE CONTRACTOR ON THE JOB MUST CHECK ALL DIMENSIONS AND OTHER DETAILS, PRIOR TO COMMENCEMENT OF WORK AND SHALL BE RESPONSIBLE FOR THE SAME.

Project ID: 42632	Sheet No: 10
Date: 08/03/2024	Drawing Name: Living Room - Puja Unit
Drawn by: Ar. Irene Mathew	Checked by: Ar. Pranjal Pitre

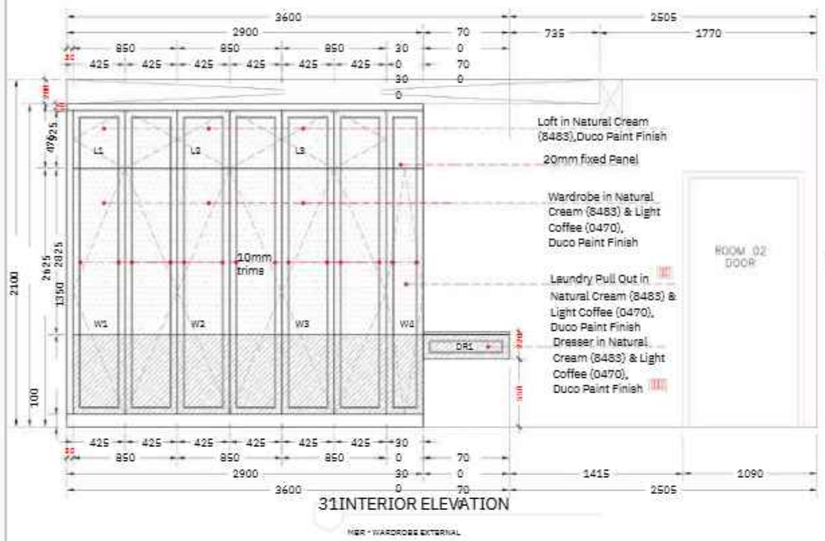

31INTERIOR ELEVATION

MBR - WARDROBE EXTERNAL

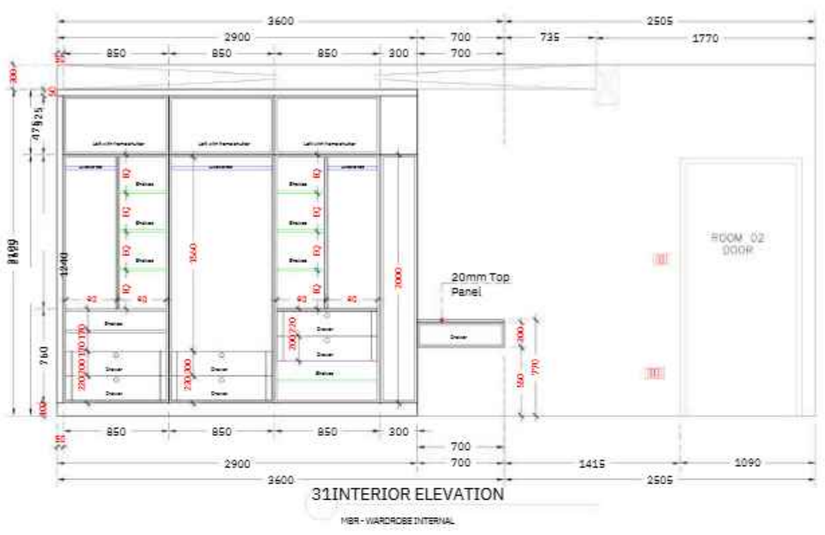

31INTERIOR ELEVATION

MBR - WARDROBE INTERNAL

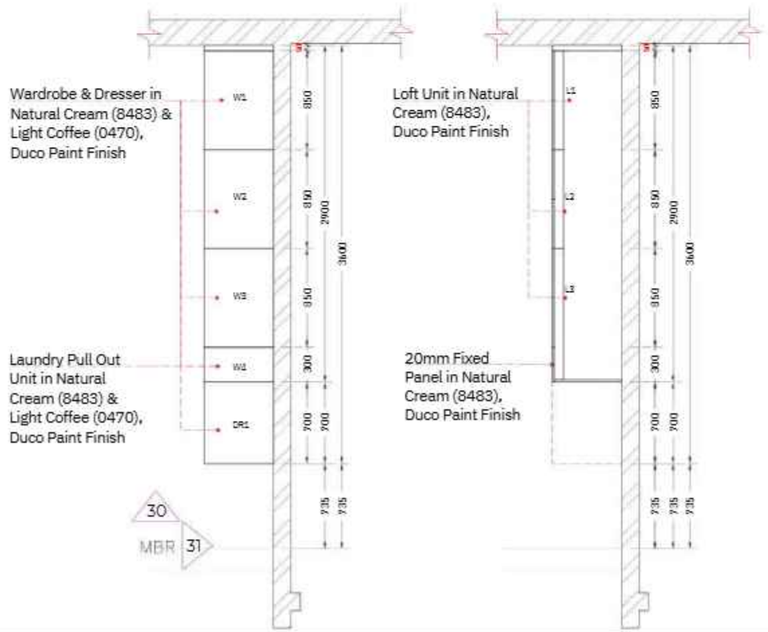



Asian Paints_Natural Cream_8483
Duco Paint finish

Asian Paints_Light Coffee_0470
Duco Paint finish

Asian Paints_Dawn Dew - N_L190
Wall Paint finish

NOTES

Material & Finishes Specifications

Wardrobe Unit, material & internal finish	MR Ply, Vansh Lam_SF 803 _Fabric_Internal Laminate
Wardrobe Unit, shutter material & finish	MDF, Asian Paints_Natural Cream_8483, Duco Paint finish & Asian Paints_Light Coffee_0470, Duco Paint finish
Loft Unit, material & internal finish	MR Ply, Vansh Lam_SF 803 _Fabric_Internal Laminate
Wardrobe Unit, shutter material & finish	MDF, Asian Paints_Natural Cream_8483, Duco Paint finish

Additional Specifications

Unit Outer,End, Filler panel material & Finish	MR Ply, Asian Paints_Light Coffee_0470, Duco Paint finish
Unit Handle Finish	Gold finish, Edge Profile Handle

Client Name: Mr. Kautilya and Mrs. Akansha
Address: Sobha Royal Pavilion, Sarjapur - Marathahalli Rd, behind RGA Tech Park, Carmelaram, Hadosiddapura, Chikkakannalli, Bengaluru, (Karnataka 560035)

NOTES:

1. THE MEASUREMENTS INDICATED ON THIS DRAWINGS ARE ACCURATE, HOWEVER, DURING THE EXECUTION OF THE INTERIOR WORKS, ALL DIMENSIONS SHOULD BE VERIFIED AS PER SITE CONDITIONS.
2. ALL CHANGES IN DESIGN & DRAWINGS HAVE TO BE APPROVED BY THE ARCHITECT & CLIENT BEFORE SITE EXECUTION. ANY CHANGES AFTER THE RELEASE OF FINAL SET OF DRAWINGS IS SUBJECT TO ADDITIONAL COST IMPLICATIONS.
3. ALL QUESTIONS RELATED TO DESIGN SHOULD DIRECTLY ADDRESSED TO THE CONCERNED ARCHITECT/DESIGNER AT WEA DESIGN INTERIORS AND SUPERCEDES ANY COMMENTS MADE BY SITE LABORERS OR THIRD PARTY VALUATION.
4. COLORS MAY VARY ON SITE VERSUS VISUALS SHOWN IN 2D OR 3D OR ANY OTHER IMAGE DURING THE COURSE OF PROJECT
5. THIS DRAWING IS THE COPYRIGHT OF THE WEA DESIGN AND IS NOT TO BE REPRODUCED COPIED, HANDED OVER TO THIRD PARTY OR USED FOR ANY OTHER PURPOSE, OTHER THAN FOR WHICH IT IS HANDED.
6. IN CASE OF UNAUTHORISED USE ENTIRE DESIGN HANDED CONCEPT FEE, COPYRIGHT FEE AND ANY INCIDENTAL COSTS WILL BE CHARGED.
7. ANY CHANGE REQUIRED SHALL BE CONFIRMED FROM THE ARCHITECT PRIOR TO START OF WORK

CAUTION:
WHILE EVERY ATTEMPT HAS BEEN MADE IN THE PREPARATION OF THIS DRAWING TO AVOID MISTAKES, THE MAKER CANNOT GUARANTEE AGAINST HUMAN ERROR. THE CONTRACTOR ON THE JOB MUST CHECK ALL DIMENSIONS AND OTHER DETAILS, PRIOR TO COMMENCEMENT OF WORK AND SHALL BE RESPONSIBLE FOR THE SAME.

Project ID: 42632	Sheet No: 42
Date: 08/03/2024	Drawing Name: MBR- Wardrobe
Drawn by: Ar. Irene Mathew	Checked by: Ar. Pranjal Pitre

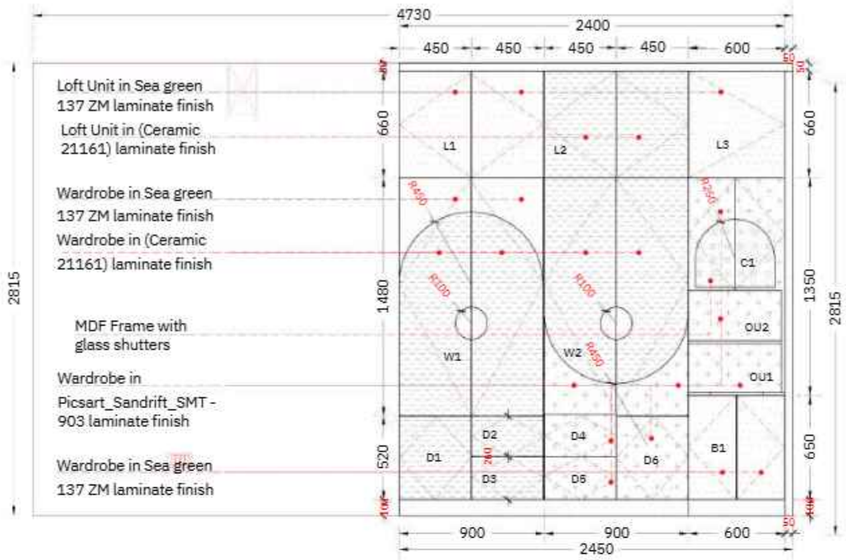

33INTERIOR ELEVATION

ROOM 03

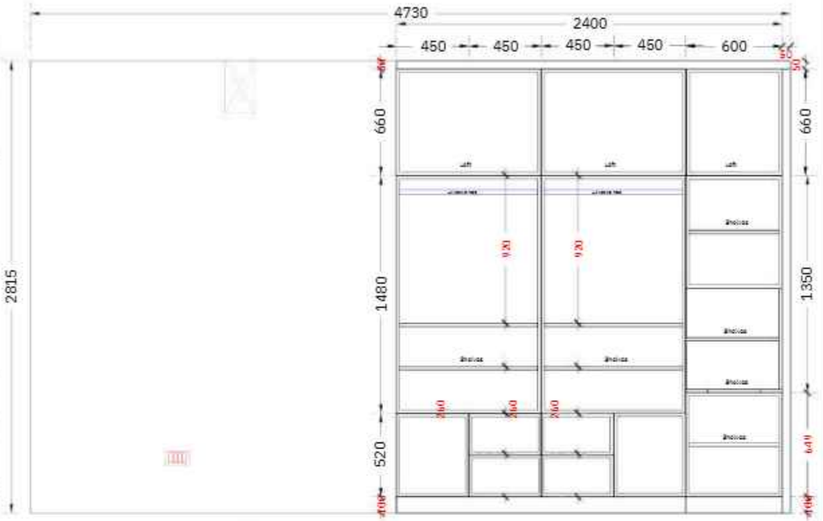

33INTERIOR ELEVATION

ROOM 03

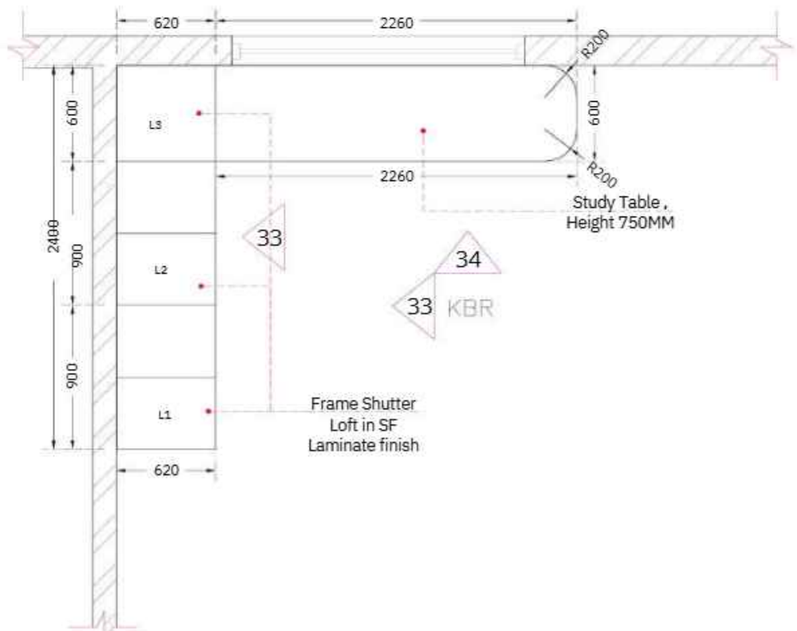





Picsart_Sandrift_SMT-903



Finetouch_Sea green_137 ZM
SF laminate



Merino_Ceramic_21161
SF laminate

NOTES

Material & Finishes Specifications

Unit, material & internal finish	MR Ply, Vansh Lam_SF 803 _Fabric_Internal Laminate
Unit, shutter material & finish	MDF, Picsart_Sandrift-SMT-903, Finetouch_Sea green-137 ZM & Merino_Cermaic - 21161

Additional Specifications

Unit Outer,End, Filler panel material & Finish	MR Ply, Finetouch_Sea green-137 ZM_SF Laminate finish
Unit Handle Finish	45 degree finger groove

Client Name: Mr. Kautilya and Mrs. Akansha
Address: Sobha Royal Pavilion, Sarjapur - Marathahalli Rd, behind RGA Tech Park, Carmelaram, Hadosiddapura, Chikkakannalli, Bengaluru, (Karnataka 560035)

NOTES:

1. THE MEASUREMENTS INDICATED ON THIS DRAWINGS ARE ACCURATE, HOWEVER, DURING THE EXECUTION OF THE INTERIOR WORKS, ALL DIMENSIONS SHOULD BE VERIFIED AS PER SITE CONDITIONS.
2. ALL CHANGES IN DESIGN & DRAWINGS HAVE TO BE APPROVED BY THE ARCHITECT & CLIENT BEFORE SITE EXECUTION. ANY CHANGES AFTER THE RELEASE OF FINAL SET OF DRAWINGS IS SUBJECT TO ADDITIONAL COST IMPLICATIONS.
3. ALL QUESTIONS RELATED TO DESIGN SHOULD DIRECTLY ADDRESSED TO THE CONCERNED ARCHITECT/DESIGNER AT WEA DESIGN INTERIORS AND SUPERCEDES ANY COMMENTS MADE BY SITE LABORERS OR THIRD PARTY VALUATION.
4. COLORS MAY VARY ON SITE VERSUS VISUALS SHOWN IN 2D OR 3D OR ANY OTHER IMAGE DURING THE COURSE OF PROJECT
5. THIS DRAWING IS THE COPYRIGHT OF THE WEA DESIGN AND IS NOT TO BE REPRODUCED COPIED, HANDED OVER TO THIRD PARTY OR USED FOR ANY OTHER PURPOSE, OTHER THAN FOR WHICH IT IS HANDED.
6. IN CASE OF UNAUTHORISED USE ENTIRE DESIGN HANDED CONCEPT FEE, COPYRIGHT FEE AND ANY INCIDENTAL COSTS WILL BE CHARGED.
7. ANY CHANGE REQUIRED SHALL BE CONFIRMED FROM THE ARCHITECT PRIOR TO START OF WORK

CAUTION:
WHILE EVERY ATTEMPT HAS BEEN MADE IN THE PREPARATION OF THIS DRAWING TO AVOID MISTAKES, THE MAKER CANNOT GUARANTEE AGAINST HUMAN ERROR. THE CONTRACTOR ON THE JOB MUST CHECK ALL DIMENSIONS AND OTHER DETAILS, PRIOR TO COMMENCEMENT OF WORK AND SHALL BE RESPONSIBLE FOR THE SAME.

Project ID: 42632	Sheet No: 47
Date: 08/03/2024	Drawing Name: KBR- Wardrobe
Drawn by: Ar. Irene Mathew	Checked by: Ar. Pranjal Pitre

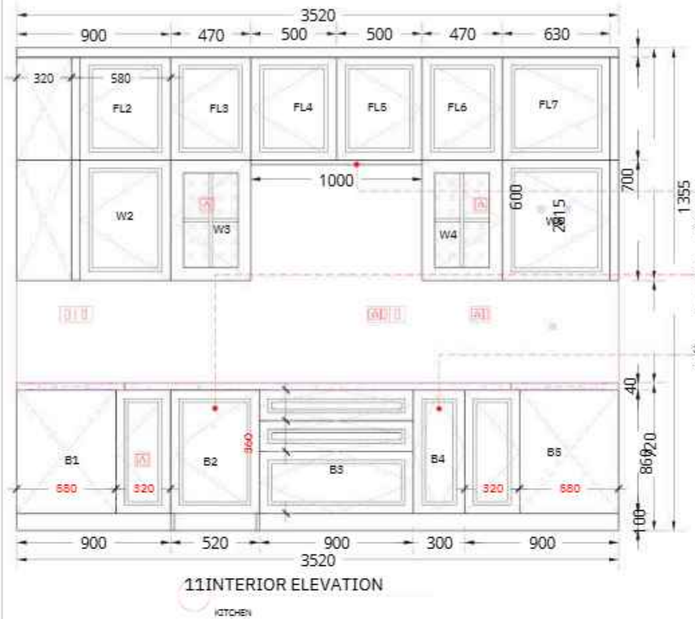

11INTERIOR ELEVATION

KITCHEN

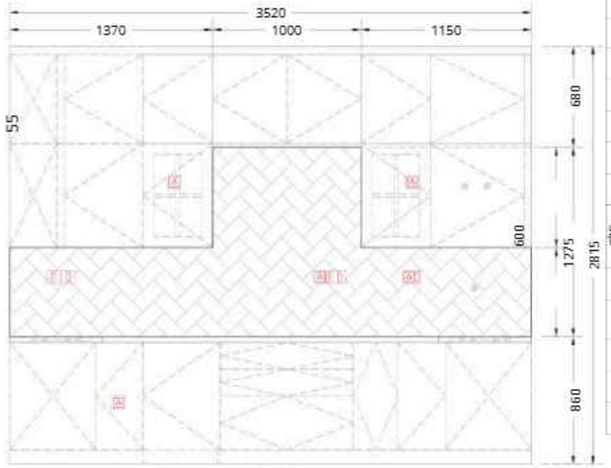

11INTERIOR ELEVATION

KITCHEN

S. No.	Code	Description
1.	FL2	Loft Blind Corner, Frame Shutter Loft Unit, 900 x 100 x 600
2.	FL3	Frame Shutter Loft Unit, 470 x 100 x 600
3.	FL4	Frame Shutter Loft Unit, 500 x 100 x 600
4.	FL5	Frame Shutter Loft Unit, 500 x 100 x 600
5.	FL6	Frame Shutter Loft Unit, 470 x 100 x 600
6.	FL7	Frame Shutter Loft Unit, 630 x 100 x 600
6.	W2	Loft Blind Corner, Wall Unit, 1 Shelf, 900 x 320 x 700
6.	W3	Wall Unit, Wooden + glass shutter, 1 Glass shelf, 470 x 320 x 700
6.	W4	Wall Unit, Wooden + glass shutter, 1 Glass shelf, 470 x 320 x 700
6.	W5	Aqua guard unit, 630 x 320 x 700
7.	B1	L- Corner Unit, 3/4th Carousel Unit, 900 x 580 x 820
8.	B2	Dummy Frame & shutter, Replace - 2 Drawer, Base Unit, 520 x 580 x 820
9.	B3	3 Drawers (2 M, 1 L), Hob Base Unit, 900 x 580 x 820
10.	B4	3 - tier Spice Pull out Unit, 300 x 580 x 820
11.	B5	L- Corner Unit, 1 Shelf, 900 x 580 x 820

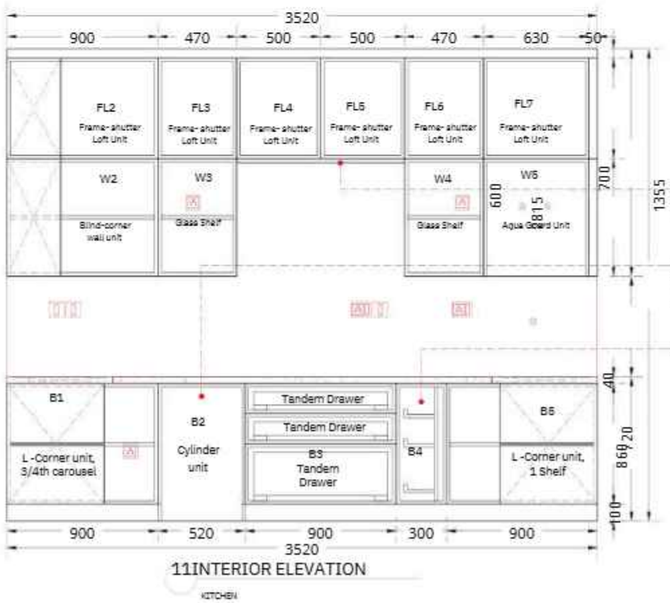

11INTERIOR ELEVATION

KITCHEN





Asian Paints_Solitaire_8500 Duco Paint finish



Asian Paints_Garden Party_8381 Duco Paint finish

NOTES

Material & Finishes Specifications

Unit, material & internal finish	BWP Ply, Vanah Lam_SF 803 _Fabric_Internal Laminate
Base Unit, shutter material & finish	MDF, Asian Paints_Green Party 8381_Duco Paint finish
Wall Unit, shutter material & finish	MDF, Asian Paints_Solitaire 8500_Duco Paint finish
Wall Unit, shutter material & finish (W3,W4)	MDF, Asian Paints_Solitaire 8500_Duco Paint finish + Fluted glass shutters
Loft Unit, shutter material & finish	MDF, Asian Paints_Solitaire 8500_Duco Paint finish

Additional Specifications

Base Unit Outer,End, Filler panel material & Finish	BWP, Asian Paints_Green Party 8381_Duco Paint finish
Wall Unit Outer,End, Filler panel material & Finish	BWP, Asian Paints_Solitaire 8500_Duco Paint finish
Loft Unit Outer,End, Filler panel material & Finish	BWP, Asian Paints_Solitaire 8500_Duco Paint finish
Unit Handle Finish	45 degree finger groove

Client Name: Mr. Kautilya and Mrs. Akansha
Address: Sobha Royal Pavilion, Sarjapur - Marathahalli Rd, behind RGA Tech Park, Carmelaram, Hadosiddapura, Chikkakannalli, Bengaluru, (Karnataka 560035)

NOTES:

1. THE MEASUREMENTS INDICATED ON THIS DRAWINGS ARE ACCURATE, HOWEVER, DURING THE EXECUTION OF THE INTERIOR WORKS, ALL DIMENSIONS SHOULD BE VERIFIED AS PER SITE CONDITIONS.
2. ALL CHANGES IN DESIGN & DRAWINGS HAVE TO BE APPROVED BY THE ARCHITECT & CLIENT BEFORE SITE EXECUTION. ANY CHANGES AFTER THE RELEASE OF FINAL SET OF DRAWINGS IS SUBJECT TO ADDITIONAL COST IMPLICATIONS.
3. ALL QUESTIONS RELATED TO DESIGN SHOULD DIRECTLY ADDRESSED TO THE CONCERNED ARCHITECT/DESIGNER AT WEA DESIGN INTERIORS AND SUPERCEDES ANY COMMENTS MADE BY SITE LABORERS OR THIRD PARTY VALUATION.
4. COLORS MAY VARY ON SITE VERSUS VISUALS SHOWN IN 2D OR 3D OR ANY OTHER IMAGE DURING THE COURSE OF PROJECT
5. THIS DRAWING IS THE COPYRIGHT OF THE WEA DESIGN AND IS NOT TO BE REPRODUCED COPIED, HANDED OVER TO THIRD PARTY OR USED FOR ANY OTHER PURPOSE, OTHER THAN FOR WHICH IT IS HANDED.
6. IN CASE OF UNAUTHORISED USE ENTIRE DESIGN HANDED CONCEPT FEE, COPYRIGHT FEE AND ANY INCIDENTAL COSTS WILL BE CHARGED.
7. ANY CHANGE REQUIRED SHALL BE CONFIRMED FROM THE ARCHITECT PRIOR TO START OF WORK

CAUTION:
WHILE EVERY ATTEMPT HAS BEEN MADE IN THE PREPARATION OF THIS DRAWING TO AVOID MISTAKES, THE MAKER CANNOT GUARANTEE AGAINST HUMAN ERROR. THE CONTRACTOR ON THE JOB MUST CHECK ALL DIMENSIONS AND OTHER DETAILS, PRIOR TO COMMENCEMENT OF WORK AND SHALL BE RESPONSIBLE FOR THE SAME.

Project ID: 42632	Sheet No: 25
Date: 08/03/2024	Drawing Name: Kitchen - Elevation 2
Drawn by: Ar. Irene Mathew	Checked by: Ar. Pranjal Pitre














good vibes only


good vibes only















9BHK - BUNGLOW

Waraseoni, Madhya Pradesh

Modern luxury home for a joint family of 8 with a 9BHK, Formal, Informal Living, Kitchen, Dining, Gym, Study & Recreational Function Hall.


































MARVEL
MARVEL




MARVEL













THE HUMMINGBIRD OFFICE BLOCK

The Hummingbird School Office Block, Majuli, Assam

Designing the office block for The Hummingbird School for the teachers and accounts section.



Hummingbird Office







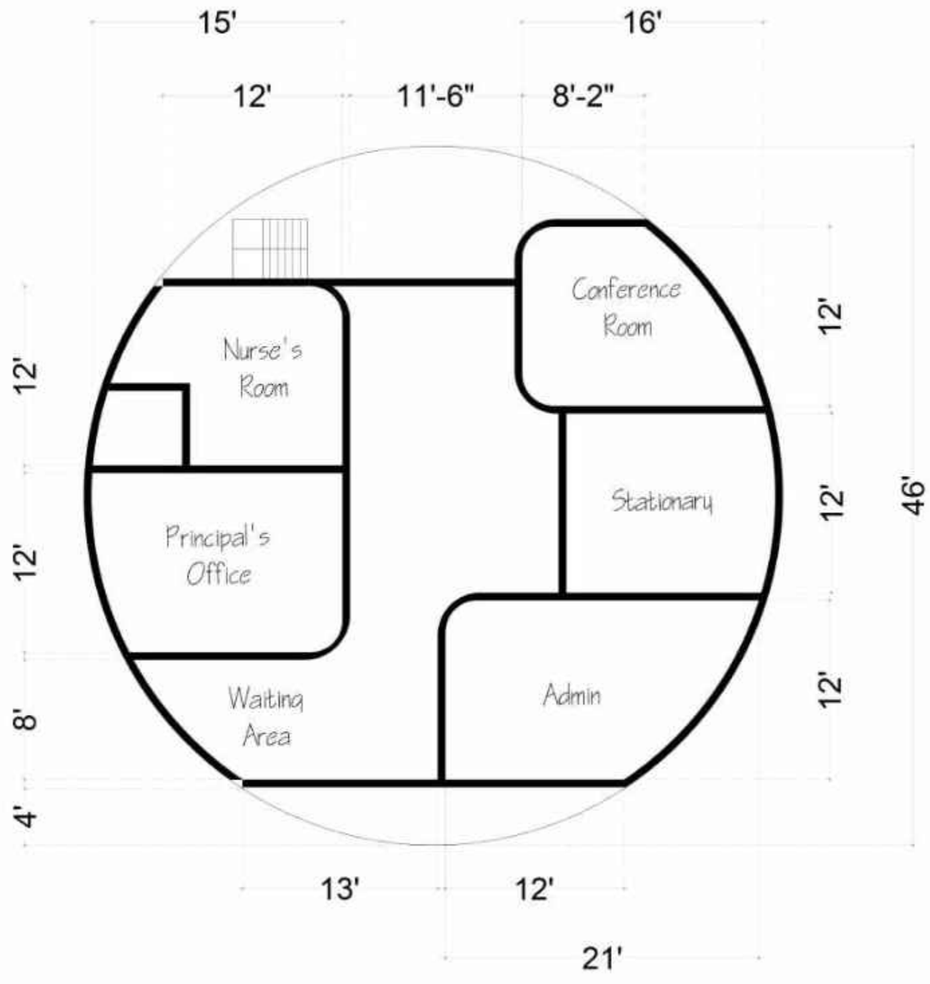

GROUND FLOOR LAYOUT

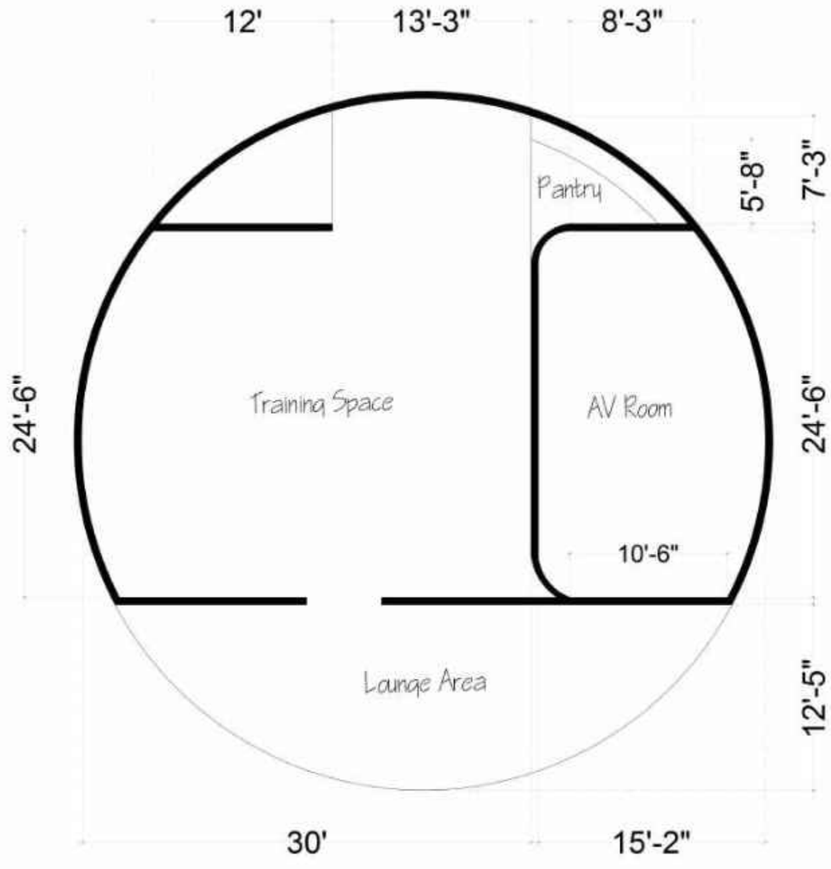

FIRST FLOOR LAYOUT

NOTES

TOTAL BUILT AREA = 3461 sq.ft

BUDGET ESTIMATE = 3461 x Rs.1900 = Rs. 65,75,900

PROJECT: OFFICE ADMIN BLOCK	DATE: 28.06.2023	SCALE: NTS
DRAWING TITLE: DETAILED ROOM LAYOUT		ARCHITECT: AR. IRENE MATHEW CA/2023/159562

AYANG TRUST OFFICE

Ayang Trust Office, Majuli, Assam

Designing the layout and space planning for Ayang Trust office for Education, Livelihood and Accounts section.




Verandah
(12'9" x 9'4")
Education Workspace
(13'7" x 19')
Livelihood Workspace
(13'7" x 19')
Meeting Room
(13'7" x 19')

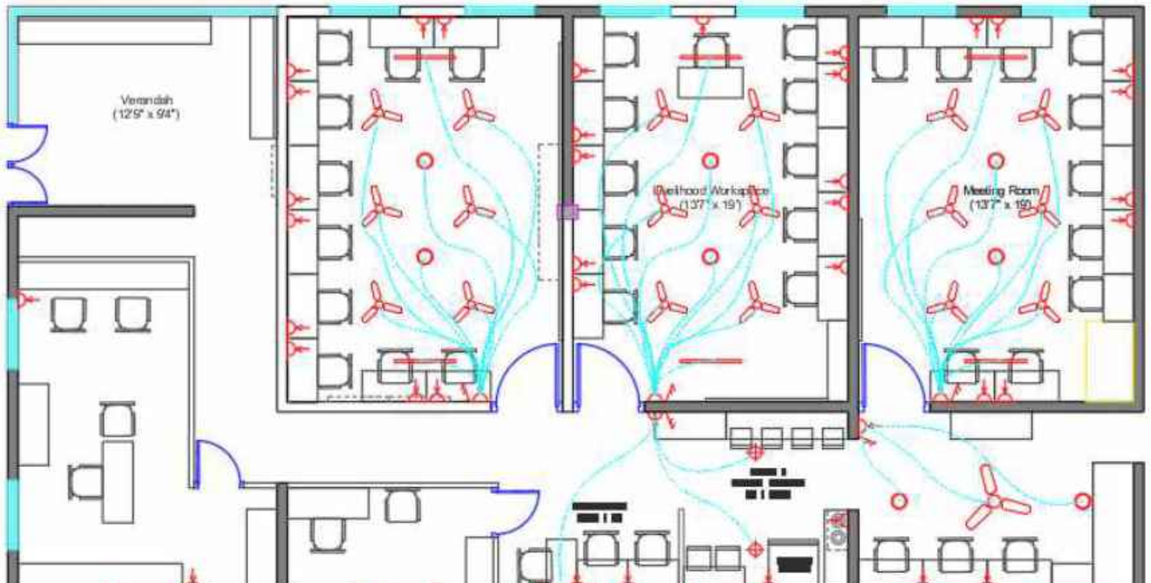
Verandah
(12'9" x 9'4")
Livelihood Workspace
(13'7" x 19')
Meeting Room
(13'7" x 19')


Verandah
(12'9" x 9'4")
Inverter

Entrance, Accounts section - Ayang Trust Office







Meeting Cabin, Common workstation, Pantry - Ayang Trust Office















CHILDREN'S HOSTEL

The Hummingbird School, Majuli, Assam

Designing 6 hostels and dining hall for flood affected areas for Children of Hummingbird school



SENIOR GIRL'S HOSTEL

JUNIOR GIRL'S HOSTEL

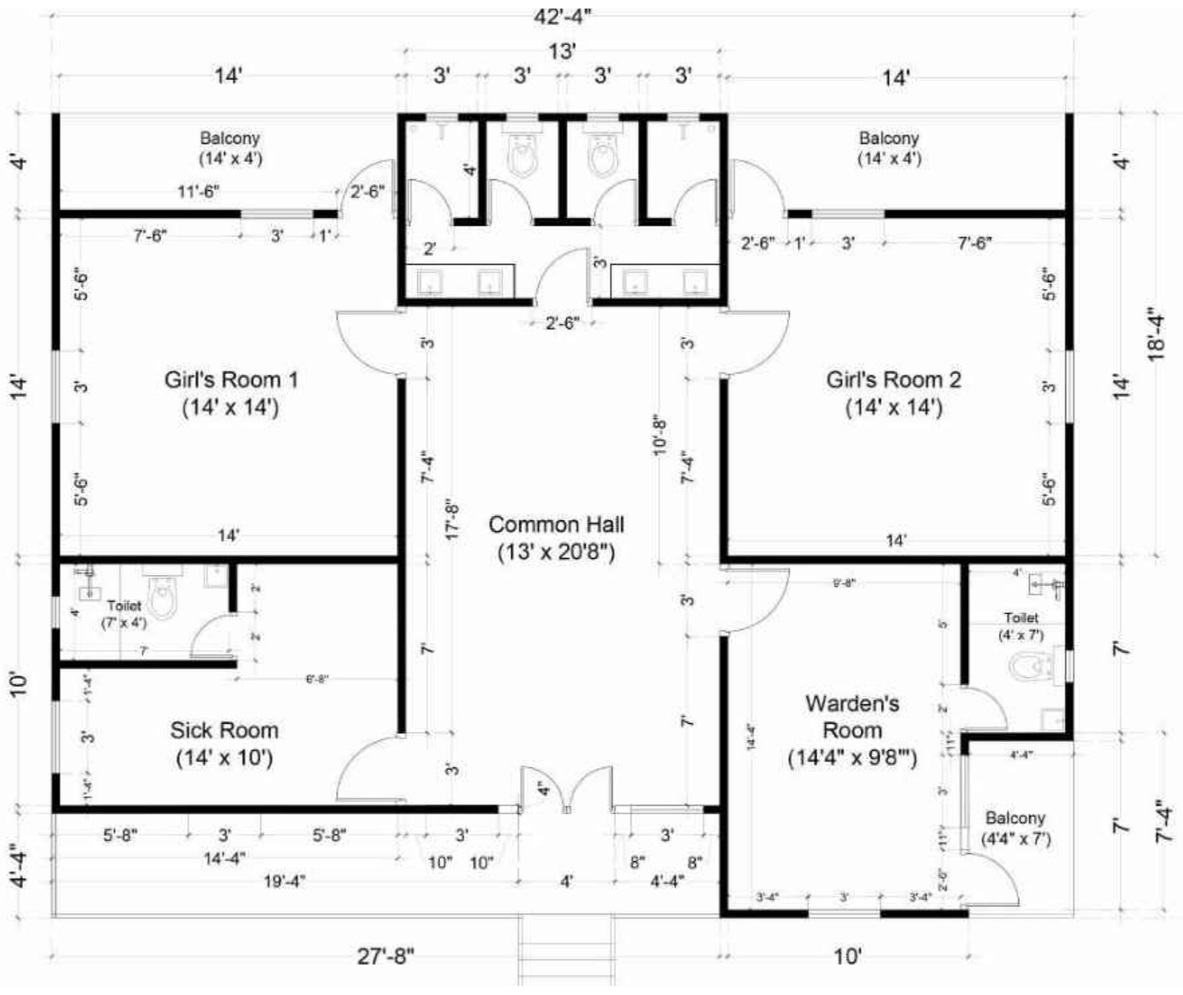





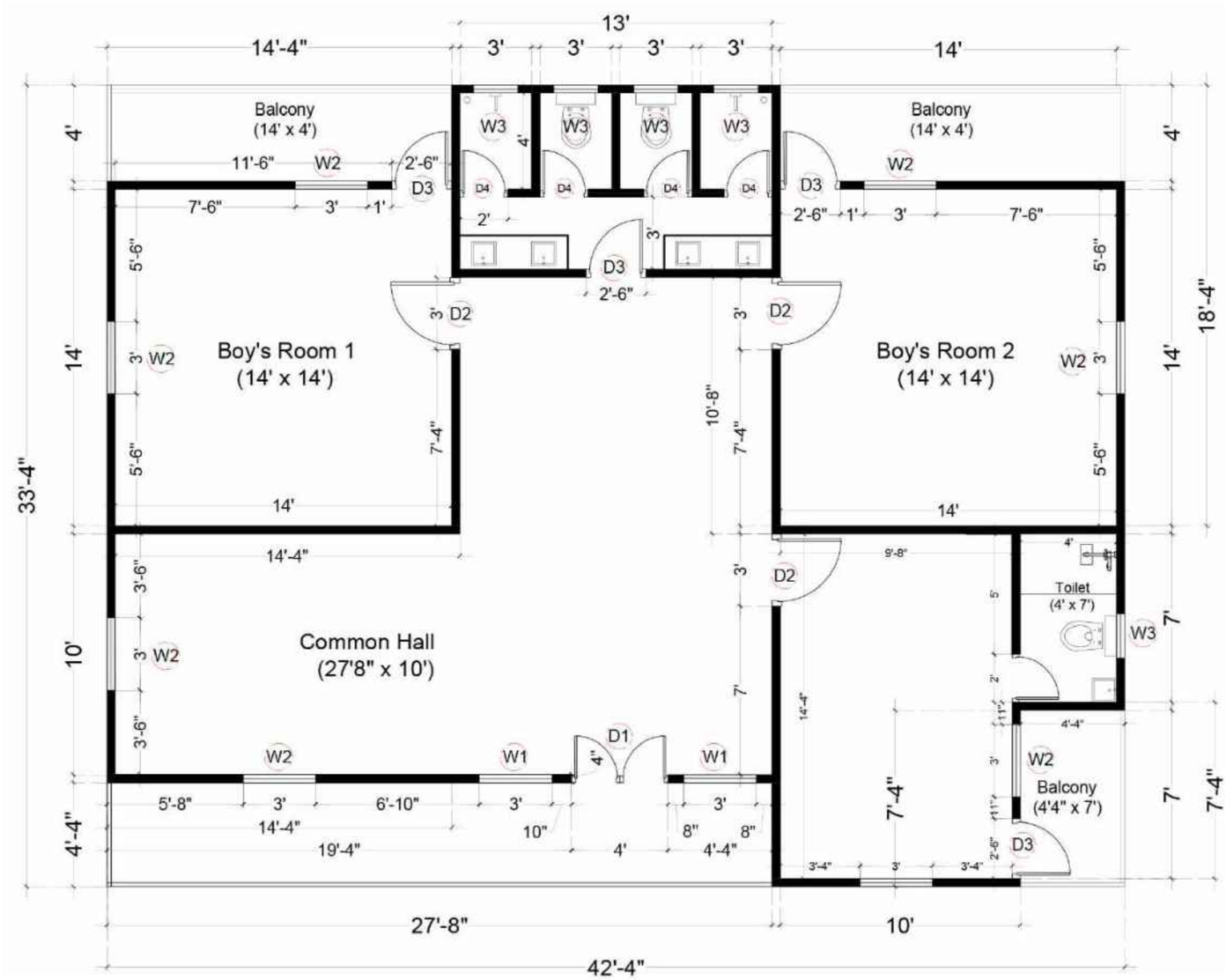
13'
14'-4"
3'
3'
3'
3'
14'
Balcony
(14' x 4')
Balcony
(14' x 4')
W3
W3
W3
W3
4'
4'
11'-6"
W2
2'-6"
D3
D4
D4
D4
D4
D3
W2
7'-6"
3'
1'
2'
3'
2'-6"
1'
3'
7'-6"
5'-6"
5'-6"
D3
2'-6"
3'
D2
3'
D2
14'
3'
W2
Boy's Room 1
(14' x 14')
Boy's Room 2
(14' x 14')
W2
3'
14'
18'-4"
33'-4"
5'-6"
7'-4"
10'-8"
7'-4"
5'-6"
14'
14'
14'-4"
9'-8"
4'
3'-6"
D2
Toilet
(4' x 7')
10'
3'
W2
Common Hall
(27'8" x 10')
W3
7'
7'
3'-6"
7'
14'-4"
2'
11"
4'-4"
D1
W2
W1
W1
4"
3'
W2
Balcony
(4'4" x 7')
7'-4"
7'
7'-4"
5'-8"
3'
6'-10"
3'
3'
11"
14'-4"
10"
8"
8"
2'-6"
D3
19'-4"
4'
4'-4"
3'-4"
3'
3'-4"
4'-4"
27'-8"
10'
42'-4"

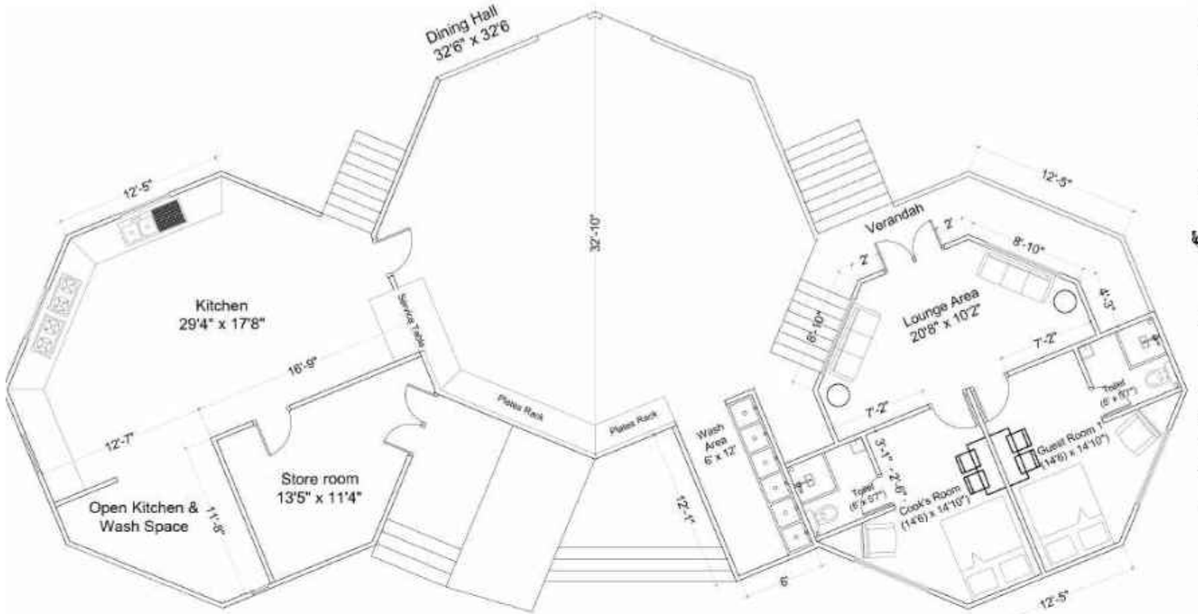

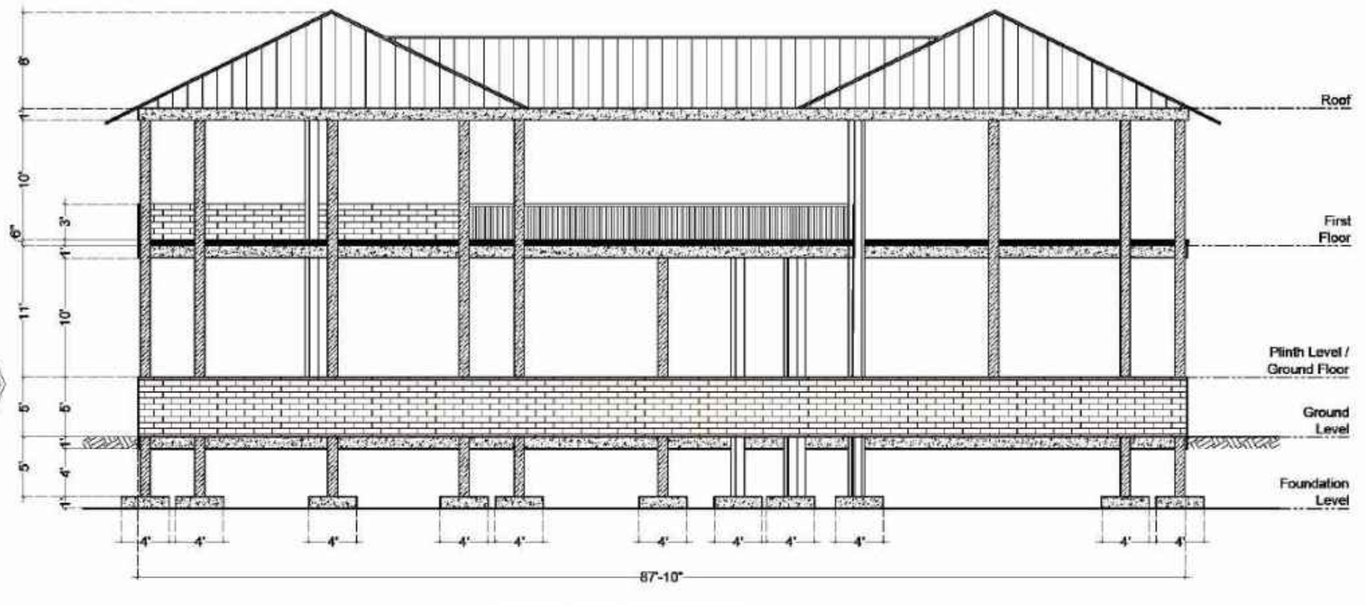

COLUMN FRONT ELEVATION (A)



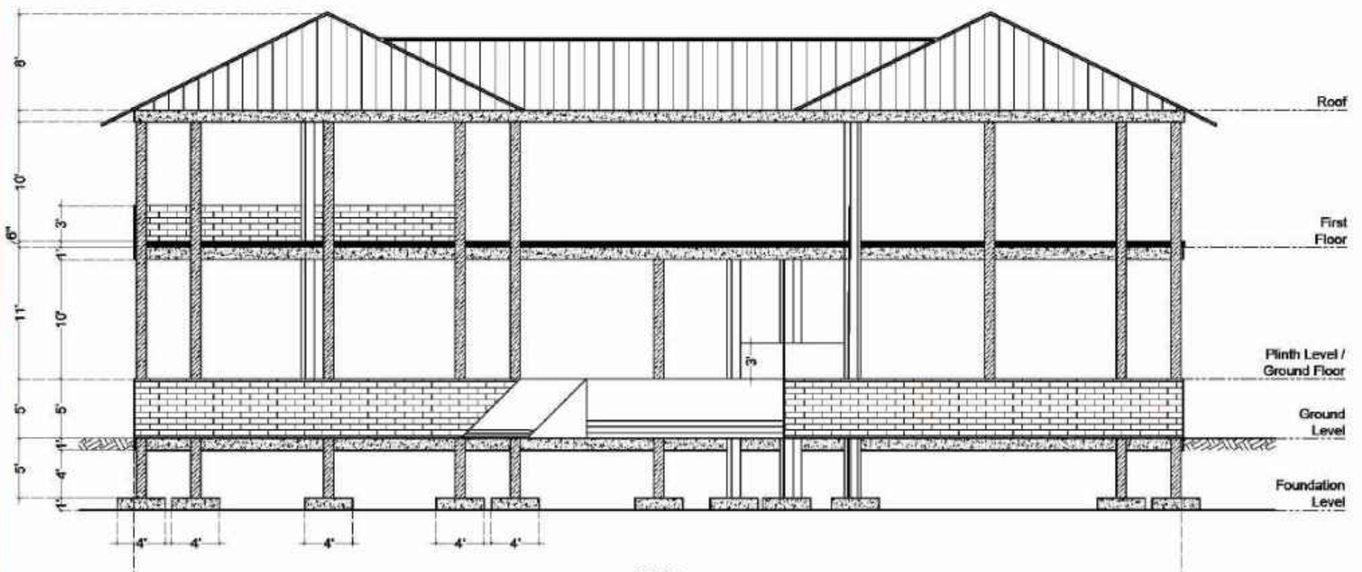

COLUMN BACK ELEVATION (B)



FIRST FLOOR ROOM LAYOUT

SECOND FLOOR ROOM LAYOUT

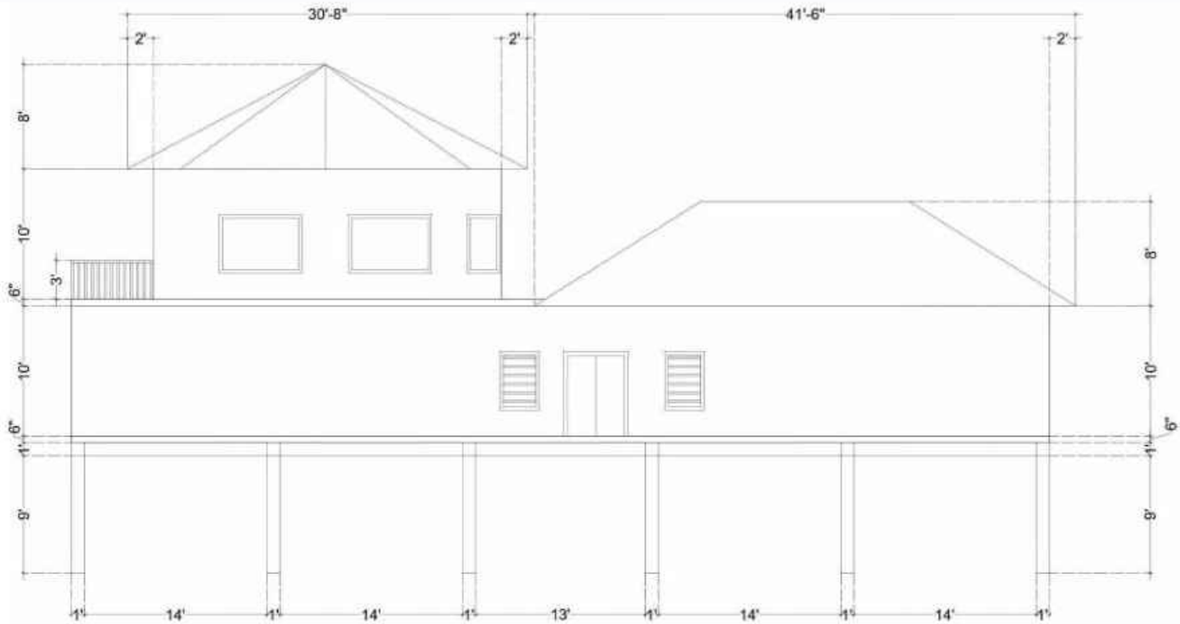

FRONT ELEVATION



SIDE ELEVATION

